

County of Ventura
Public Works Agency



Transportation
Water & Sanitation Services
Watershed Protection
CEO

July 6, 2009

Ms. Marty Robinson
County Executive Officer
County of Ventura
800 South Victoria Avenue
Ventura, CA 93009

Watershed Protection District
Norma J. Camacho, Director

Transportation Department
Wm. Butch Britt, Director

Engineering Services Department
Phillip L. Nelson, Director

Water & Sanitation Department
R. Reddy Pakala, Director

Central Services Department
Janice E. Turner, Director

Subject: FIVE YEAR CAPITAL PROJECTS PROGRAM
FISCAL YEAR (FY) 2009-2014

Dear Ms. Robinson:

Submitted herewith is the Five-Year Capital Projects (Program) covering Transportation, Water and Sanitation Services and Watershed Protection. Included in the Program are the capital projects proposed for planning, design, or construction during the period FY 2009-2010 through 2014. The Program reflects maximum construction effort with available financing after meeting ongoing maintenance needs.

As required by Section 65401 of the California Government Code, the Program was submitted to the County's Planning Division and to the planning agencies of the affected cities for review for conformance with their adopted general plans.

This report will be presented to the Board of Supervisors for their consideration. Any comments received will be presented concurrently. Upon approval of the Board, copies of the report will be mailed to the cities. The report will also be posted on the Public Works Agency website.

Please direct any questions regarding the Program to Phil Raba at (805) 650-4074.

Yours truly,



Jeff Pratt, Director

Enclosure



COUNTY OF VENTURA - PUBLIC WORKS AGENCY
CAPITAL PROJECTS PROGRAM
2008-13

TABLE OF CONTENTS

Table of Contents	Page 1
TRANSPORTATION	
Financing Plan	2
Project Listings	3
Detail Sheets	7
WATER & SANITATION SERVICES	
Financing Plan	34
Waterworks District No. 1 Water Projects	
Project Listings	36
Detail Sheets	40
Waterworks District No. 1 Sewer Projects	
Project Listings	62
Detail Sheets	65
Waterworks District No. 16	
Project Listings	77
Detail Sheets	78
Waterworks District No. 17	
Project Listings	79
Detail Sheets	80
Waterworks District No. 19	
Project Listings	83
Detail Sheets	84
Lake Sherwood Community Services District	
Project Listings	91
Detail Sheets	92
County Service Area No. 29	
Project Listings	94
Detail Sheets	95
County Service Area No. 30	
Project Listings	96
Detail Sheets	97
County Service Area No. 34 Groundwater Contaminant Elimination Project	
Project Listings	98
Detail Sheets	99
Camarillo Utility Enterprise	
Project Listings	103
Detail Sheets	104
WATERSHED PROTECTION	
Financing Plan	105
Project Listings, Zone 1	106
Detail Sheets, Zone 1	108
Project Listings, Zone 2	116
Detail Sheets, Zone 2	118
Project Listings, Zone 3	126
Detail Sheets, Zone 3	128
CEO	
Detail Sheets	135

PUBLIC WORKS AGENCY
TRANSPORTATION DEPARTMENT



FIVE-YEAR CAPITAL IMPROVEMENT PROGRAM

**VENTURA COUNTY TRANSPORTATION DEPARTMENT
CAPITAL PROJECTS FINANCING
FIVE-YEAR PLAN**

2009 - 2014

<u>SOURCES OF FUNDING</u>	<u>FISCAL YEARS</u>					Total
	09/10	10/11	11/12	12/13	13/14	
GASOLINE TAX RECEIPTS	\$13,000,000	\$13,100,000	\$13,200,000	\$13,300,000	\$13,400,000	\$66,000,000
<u>FEDERAL AID</u>						
TEA Projects * (a)	5,500,000	2,000,000	2,000,000	3,000,000	3,000,000	15,500,000
Regional SAFETEA-LU STP Projects *	500,000	0	0	0	0	500,000
Economic Stimulus Fund	2,900,000	2,900,000	0	0	0	5,800,000
Forest Reserve	30,000	25,000	25,000	25,000	25,000	130,000
TOTAL FEDERAL AID FUNDING	\$8,930,000	\$4,925,000	\$2,025,000	\$3,025,000	\$3,025,000	\$21,930,000
<u>STATE AID</u>						
SR2S	200,000	0	200,000	0	0	400,000
SB 821	50,000	50,000	50,000	50,000	50,000	250,000
State Matching Funds	100,000	100,000	100,000	100,000	100,000	500,000
Prop 42/1A, 1B	7,000,000	7,000,000	7,000,000	7,000,000	5,000,000	33,000,000
TOTAL STATE AID FUNDING	\$7,350,000	\$7,150,000	\$7,350,000	\$7,150,000	\$5,150,000	\$34,150,000
<u>LOCAL FUNDS</u>						
Transportation Development Act (TDA) (b)	200,000	0	0	0	0	200,000
Road Permit / Encroachment Fees	240,000	180,000	180,000	180,000	180,000	960,000
Vehicle Code Fines & Forfeitures	200,000	100,000	100,000	100,000	100,000	600,000
Interest Earnings	300,000	50,000	50,000	50,000	50,000	500,000
Developer Fees/Local Funds	10,000	580,000	10,000	10,000	10,000	620,000
Traffic Impact Mitigation Fees	750,000	2,000,000	2,000,000	1,500,000	1,340,000	7,590,000
Miscellaneous / Surplus / Carry Over	950,000	500,000	500,000	500,000	500,000	2,950,000
TOTAL LOCAL FUNDING	\$2,650,000	\$3,410,000	\$2,840,000	\$2,340,000	\$2,180,000	\$13,420,000
<u>TOTAL FUNDING AVAILABLE</u>	\$31,930,000	\$28,585,000	\$25,415,000	\$25,815,000	\$23,755,000	\$135,500,000
TOTAL ADMIN & MAINTENANCE COSTS	(\$15,000,000)	(\$15,100,000)	(\$15,200,000)	(\$15,300,000)	(\$15,400,000)	(\$76,000,000)
ANNUAL TOTAL	\$16,930,000	\$13,485,000	\$10,215,000	\$10,515,000	\$8,355,000	\$59,500,000
<u>FIVE YEAR TOTAL</u>	<u>\$59,500,000</u>					

* Reimbursement Projects

- (a) TEA Program includes: TEA-21 and SAFETEA-LU STP, CMAQ, HBRR, HSIP, Safe Route to School and Hi-Priority funded projects
(b) Road Fund portion of TDA money remaining after all reasonable to meet transit needs in County have been funded

CA123R5Wwork/CDDDET08

**VENTURA COUNTY TRANSPORTATION DEPARTMENT
PLANNED CAPITAL PROJECTS
FIVE-YEAR PLAN - 2010**

2009 - 2010

<u>PROJECT</u>	<u>LOCATION & DESCRIPTION</u>	<u>EST. COST</u>
Aliso Canyon Road	Repair road, erosion and storm damage.	300,000 (RF, 1B)
Bridge Program	Telegraph Road Bridge 160 at Ellsworth Barranca - replace. Various other locations – rehabilitate or protect.	3,060,000 (RF, HBRR, FSF)
Center School Road	From Fairway Drive to State Route 118 – construct shoulder and drainage improvements (design only).	50,000 (SB821)
Donlon Road	At State Route 118 – relocate Donlon Road to improve intersection safety (design only).	380,000 (RF, AOB, TIMF)
Drainage Improvements	Various locations - revetment and culvert rehabilitation.	100,000 (RF)
East Loop Drive	At Alosta Drive – construct drainage improvements.	160,000 (RF)
Foothill Road	At Brown Barranca – construct shoulder improvements (design only, joint project with the City of Ventura).	30,000 (RF)
Garrido Drive	Construct drainage improvements.	200,000 (RF)
Hazard Mitigation	Various locations - slope protection, landslide and hazard mitigation.	100,000 (RF)
Hitch Boulevard	At State Route 118 – relocate Hitch Boulevard opposite Grimes Canyon Road to improve intersection safety (design only).	150,000 (RF, TIMF)
Matilija Canyon Road	Repair road, erosion and storm damage.	370,000 (RF, 1B)
Minor Construction	Various locations.	150,000 (RF)
Nonmotorized Transportation Imp.	Various locations - pedestrian and bicycle improvements.	150,000 (RF, SB821)
North Ventura Avenue	South of Shell Road – construct drainage improvements (design only).	60,000 (RF)
Old Creek Road	At San Antonio Creek – construct bridge to replace low water crossing.	2,435,000 (RF, HBRR, DFG)
Pavement Rehabilitation	Various locations – overlay, rejuvenate, etc.	7,250,000 (RF, FSF, 1A, 1B, STP)

Potrero Road	At Hidden Valley Road – construct intersection improvements (design only).	25,000 (RF, Local Funds)
Rice Avenue	At Wooley Road and at Channel Islands Boulevard - construct intersection improvements (design and right of way only).	500,000 (RF, 1A, 1B)
Rose Avenue	At Central Avenue – construct intersection improvements.	855,000 (RF, FSF, RSTP)
Santa Clara Avenue	At Friedrich Road – construct right turn lane.	205,000 (TIME)
Traffic Signals	Various locations - install or update traffic signals.	400,000 (RF, SR2S, TIME)
TOTAL		16,930,000

PLANNED CAPITAL PROJECTS

2011-2014

<u>PROJECT</u>	<u>LOCATION & DESCRIPTION</u>	<u>EST. COST</u>
Center School Road	From Fairway Drive to State Route 118 – construct shoulder and drainage improvements.	850,000 (RF, STPL)
Central Avenue	At Rio Mesa High School – construct left turn lane.	175,000 (RF)
Donlon Road	At State Route 118 – relocate Donlon Road to improve intersection safety.	1,720,000 (RF, AOB, TIMF)
Drainage Improvements (Succeeding years)	Various locations - revetment and culvert rehabilitation.	400,000 (RF)
Harbor Boulevard	From Ventura City Limits to Oxnard City Limits – widen road and bridge to four lanes (design and environmental only).	300,000 (RF, TIMF)
Hazard Mitigation (Succeeding years)	Various locations - slope protection, landslide and hazard mitigation.	400,000 (RF)
Hitch Boulevard	At State Route 118 – relocate Hitch Boulevard opposite Grimes Canyon Road to improve intersection safety.	2,150,000 (RF, TIMF)
Hueneme Road	From Oxnard City Limits to Rice Avenue – widen road to four lanes (design and environmental only).	300,000 (RF, TIMF)
Minor Construction (Succeeding years)	Various locations.	600,000 (RF)
Nonmotorized Transportation Imp. (Succeeding years)	Various locations - pedestrian and bicycle improvements.	600,000 (RF, SB821)
North Ventura Avenue	South of Shell Road – construct drainage improvements.	395,000 (RF)
Pavement Rehabilitation (Succeeding years)	Various locations - reconstruct, recycle, overlay, chip seal, slurry seal, etc.	29,700,000 (RF, FSF, 1A, 1B, STP)
Potrero Road	At Hidden Valley Road – construct intersection improvements.	225,000 (RF, Local Funds)
Potrero Road	Various locations – construct guardrail improvements.	335,000 (RF, HSIP)
Rice Avenue	At Wooley Road and at Channel Islands Boulevard - construct intersection improvements.	2,900,000 (RF, 1A, 1B, HSIP)

Roadside Safety Program	System-wide improvements – evaluate needs (evaluation and preliminary design only, dependent on grant funding).	100,000 (RF)
Torrey Road	At the Santa Clara River – construct protective improvements to the road and Bridge 435 (analysis and environmental only).	300,000 (RF)
Traffic Signals	Various locations, install or update traffic signals.	1,120,000 <u>(RF, SR2S, TIMF)</u>
TOTAL		42,570,000

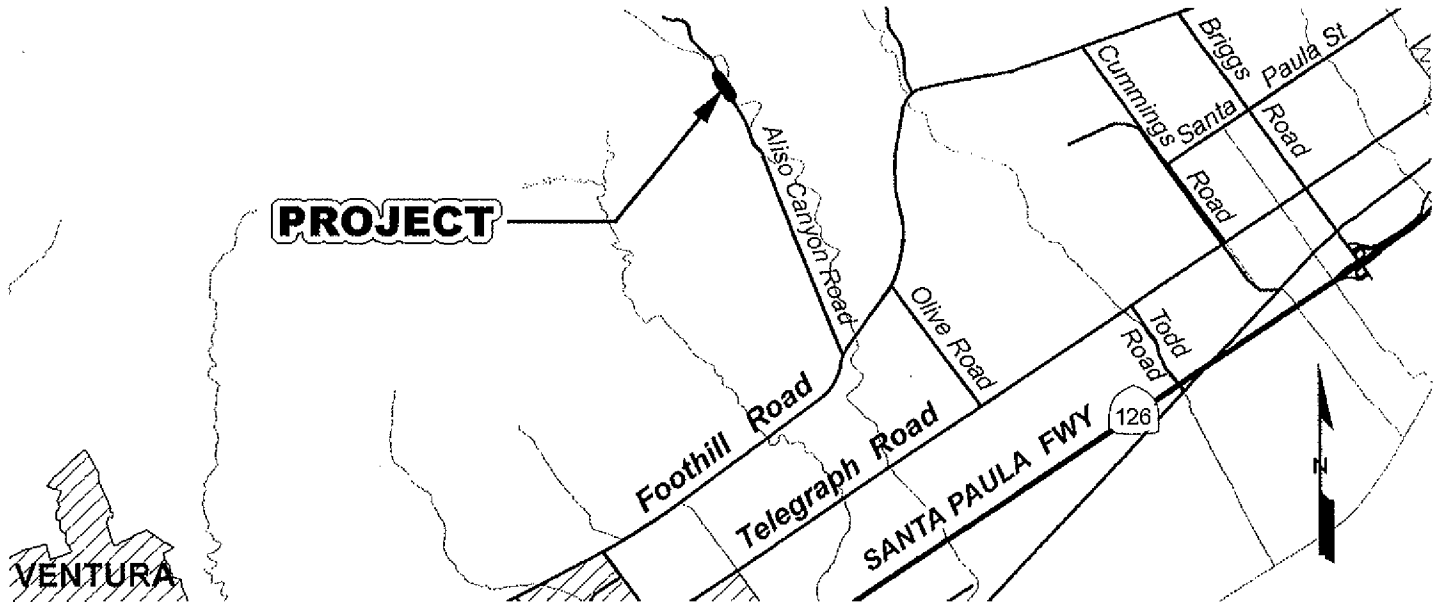
KEY - Projects include some funding from funding sources listed below.

AOB - AREA OF BENEFIT	RF - ROAD FUND
CMAQ - CONGESTION MITIGATION & AIR QUALITY IMPROVEMENT PROGRAM	(R)STP - (REGIONAL) FEDERAL SURFACE TRANSPORTATION PROGRAM
DFG - DEPARTMENT OF FISH AND GAME	SB821 - TRANSPORTATION DEVELOPMENT ACT (TDA) Art.3
FIHWA - FEDERAL HIGHWAY ADMINISTRATION	SR2S - SAFE ROUTE TO SCHOOL PROGRAM (FEDERAL)
FSF - FEDERAL STIMULUS FUND	SRTS - SAFE ROUTE TO SCHOOL PROGRAM (STATE)
HBRR - HIGHWAY BRIDGE REPLACEMENT & REHAB	STIP - STATE TRANSPORTATION IMPROVEMENT PROGRAM
H33SF - HIGHWAY 33 SAFETY FUND	TIMF - TRAFFIC IMPACT MITIGATION FUNDS
HSIP - HIGHWAY SAFETY IMPROVEMENT PROGRAM	VCTC - VENTURA COUNTY TRANSPORTATION COMMISSION
1A, 1B - STATE FUNDING PROPOSITIONS	(summary.09)

**VENTURA COUNTY PUBLIC WORKS AGENCY
TRANSPORTATION DEPARTMENT**

PROJECT NAME ALISO CANYON ROAD PROJECT NO. 50444
 SUPER. DISTRICT 1 UNINCORPORATED AREA X CITY OF _____

LOCATION MAP



SCOPE OF WORK & OBJECTIVE

Repair pavement and restore embankment along Aliso Canyon Road damaged by winter storms to protect the roadway and prevent further erosion by the creek.

SCHEDULED FUNDING (2009 \$s)

	Estimated Cost Per Fiscal Year					
	<u>Prev Yrs</u>	<u>2009-10</u>	<u>2010-11</u>	<u>2011-12</u>	<u>2012-13</u>	<u>2013-14</u>
Design		30,000				
Right-of-Way						
Con Eng/Insp		20,000				
Construction		250,000				
Misc						
FY Total		300,000				

Total Estimated Cost \$ 300,000

ENVIRONMENTAL REQUIREMENTS

Cat. Ex. X Neg. Dec. _____ EIR/EIS _____ Date Completed _____ Date Filed _____

REMARKS

Prop. 1B, Road Fund Project

Prepared by N. Lalani Date 3/12/09

VENTURA COUNTY PUBLIC WORKS AGENCY
TRANSPORTATION DEPARTMENT

PROJECT NAME BRIDGE PROGRAM PROJECT NO. Varies
SUPER. DISTRICT All UNINCORPORATED AREA X CITY OF _____

LOCATION MAP

Carne Road	@ McNell Creek Bridge 347
East Las Posas Road	@ Arroyo Santa Rosa Bridge 250
Harbor Boulevard	@ Santa Clara River Bridge 550
Hueneme Road	@ Revolon Slough Bridge 222
Las Posas Road	@ Revolon Slough Bridge 279
Old Telegraph Road	@ Sespe Creek Bridge 485
Piru Canyon Road	@ Piru Creek Bridge 417
Santa Ana Boulevard	@ Ventura River Bridge 394
Santa Rosa Road	@ Arroyo Santa Rosa Bridge 253
Santa Susana Pass Road	@ Union Pacific RR Bridge 271
South Mountain Road	@ Santa Clara River Bridge 448
Telegraph Road	@ Ellsworth Barranca Bridge 160
Torrey Road	@ Santa Clara River Bridge 435
Victoria Avenue	@ Santa Clara River Bridge 121
Wendy Drive	@ Arroyo Conejo Bridge 233

SCOPE OF WORK & OBJECTIVE

Rehabilitate bridges throughout the County by various means, including replacement, to extend their life and improve traffic safety.

SCHEDULED FUNDING (2009 \$s)

Estimated Cost Per Fiscal Year						
	<u>Prev Yrs</u>	<u>2009-10</u>	<u>2010-11</u>	<u>2011-12</u>	<u>2012-13</u>	<u>2013-14</u>
Design	498,000	200,000				
Right-of-Way						
Con Eng/Insp		225,000				
Construction		2,525,000				
Misc*		110,000				
FY Total	498,000	3,060,000				

Total Estimated Cost \$ 3,558,000

ENVIRONMENTAL REQUIREMENTS

Cat. Ex. _____ Neg. Dec. _____ EIR/EIS _____ Date Completed _____ Date Filed _____

REMARKS

Federal Stimulus Fund, HBRR, Road Fund.

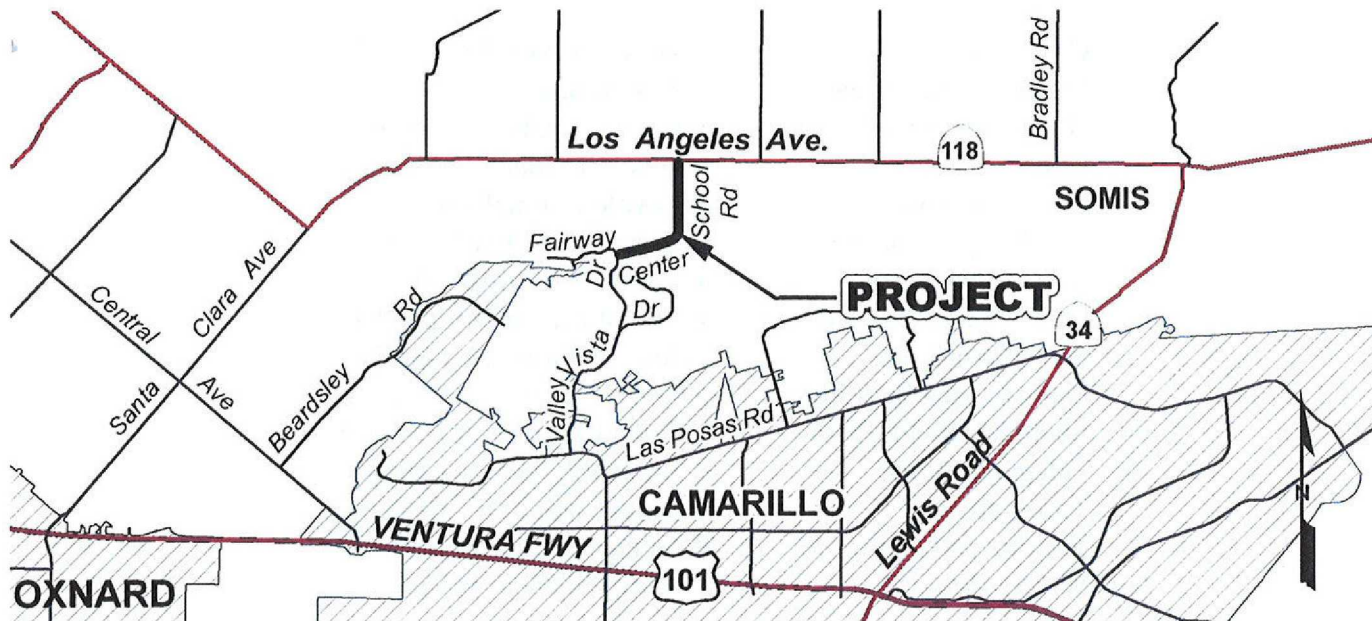
*Mitigation costs

Prepared by N. Lalani Date 3/12/09

**VENTURA COUNTY PUBLIC WORKS AGENCY
TRANSPORTATION DEPARTMENT**

PROJECT NAME CENTER SCHOOL ROAD IMPROVEMENTS PROJECT NO. 50450
 SUPER. DISTRICT 3 UNINCORPORATED AREA X CITY OF _____

LOCATION MAP



SCOPE OF WORK & OBJECTIVE

Construct shoulder and drainage improvements on Center School Road from Fairway Drive to State Route 118 to increase bicycle and traffic safety.

SCHEDULED FUNDING (2009 \$s)

Estimated Cost Per Fiscal Year

	<u>Prev Yrs</u>	<u>2009-10</u>	<u>2010-11</u>	<u>2011-12</u>	<u>2012-13</u>	<u>2013-14</u>
Design		50,000	50,000			
Right-of-Way			60,000			
Con Eng/Insp				80,000		
Construction				660,000		
Misc						
FY Total		50,000	110,000	740,000		

Total Estimated Cost \$ 900,000

ENVIRONMENTAL REQUIREMENTS

Cat. Ex. _____ Neg. Dec. X EIR/EIS _____ Date Completed _____ Date Filed _____

REMARKS

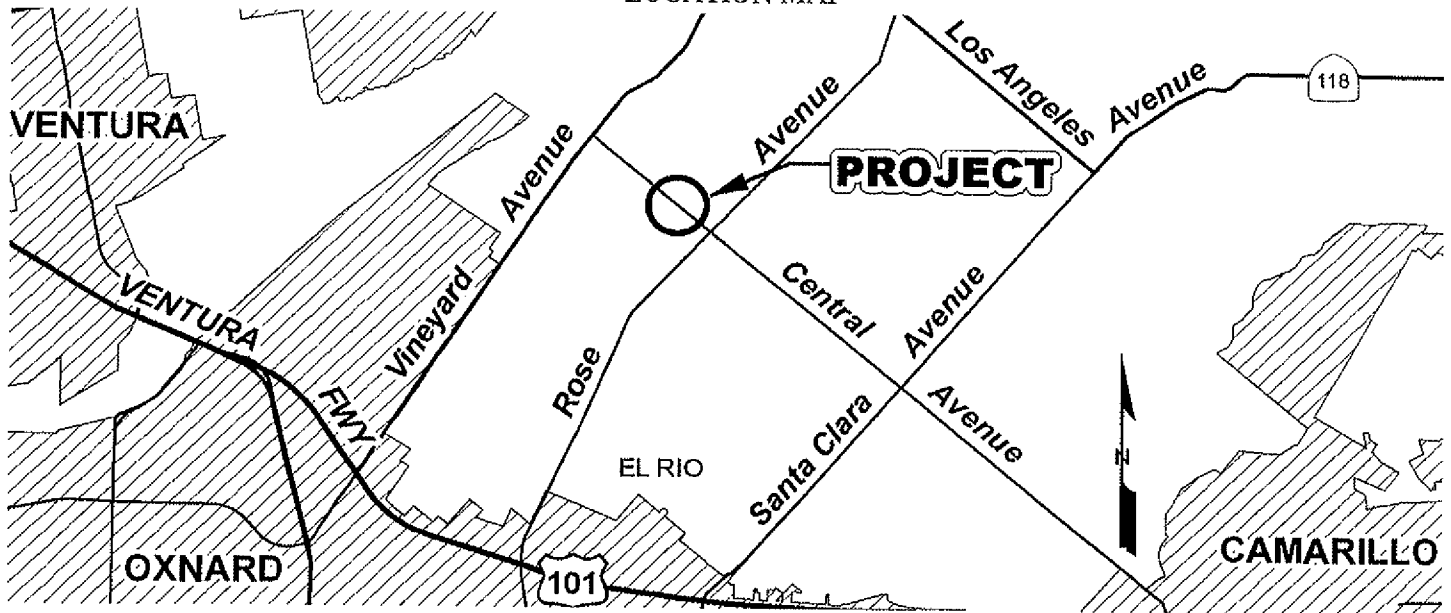
Project feasibility study approved for funding with SB 821 Funds. Project completion dependant on approval of additional funding.

Prepared by N. Lalani Date 3/12/09

**VENTURA COUNTY PUBLIC WORKS AGENCY
TRANSPORTATION DEPARTMENT**

PROJECT NAME CENTRAL AVENUE LEFT TURN LANE PROJECT NO. _____
 SUPER. DISTRICT 5 UNINCORPORATED AREA X CITY OF _____

LOCATION MAP



SCOPE OF WORK & OBJECTIVE

Construct left turn lane on Central Avenue at Rio Mesa High School to improve traffic safety.

SCHEDULED FUNDING (2009 \$s)

Estimated Cost Per Fiscal Year

	<u>Prev Yrs</u>	<u>2009-10</u>	<u>2010-11</u>	<u>2011-12</u>	<u>2012-13</u> 15,000	<u>2013-14</u>
Design						
Right-of-Way						
Con Eng/Insp						
Construction						10,000
Misc						150,000
FY Total					15,000	160,000

Total Estimated Cost \$ 175,000

ENVIRONMENTAL REQUIREMENTS

Cat. Ex. X Neg. Dec. _____ EIR/EIS _____ Date Completed _____ Date Filed _____

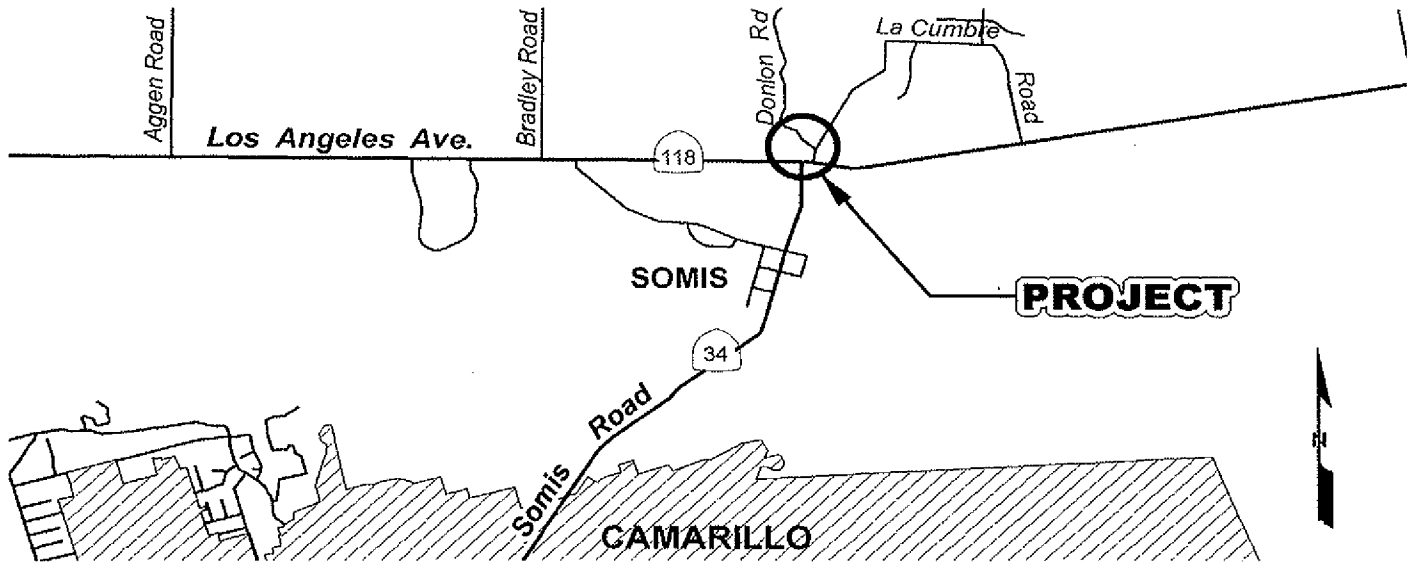
REMARKS
Road Fund

Prepared by N. Lalani Date 3/12/09

**VENTURA COUNTY PUBLIC WORKS AGENCY
TRANSPORTATION DEPARTMENT**

PROJECT NAME DONLON ROAD PROJECT NO. 50454
 SUPER. DISTRICT 4 UNINCORPORATED AREA X CITY OF _____

LOCATION MAP



SCOPE OF WORK & OBJECTIVE

Realign Donlon Road to create a four way intersection with Los Angeles Avenue (State Route 118) and Somis Road (State Route 34) to improve traffic safety.

SCHEDULED FUNDING (2009 \$s)

	Estimated Cost Per Fiscal Year					
	<u>Prev Yrs</u>	<u>2009-10</u>	<u>2010-11</u>	<u>2011-12</u>	<u>2012-13</u>	<u>2013-14</u>
Design		380,000				
Right-of-Way			90,000			
Con Eng/Insp			200,000			
Construction			1,430,000			
Misc						
FY Total		380,000	1,720,000			

Total Estimated Cost \$ 2,100,000

ENVIRONMENTAL REQUIREMENTS

Cat. Ex. _____ Neg. Dec. X EIR/EIS _____ Date Completed _____ Date Filed _____

REMARKS

TIMF, Donlon Road AOB, Road Fund Project.

Prepared by N. Lalani Date 3/12/09

**VENTURA COUNTY PUBLIC WORKS AGENCY
TRANSPORTATION DEPARTMENT**

PROJECT NAME DRAINAGE IMPROVEMENTS PROJECT NO. Varies

SUPER. DISTRICT All UNINCORPORATED AREA X CITY OF _____

LOCATION MAP

Various Locations

SCOPE OF WORK & OBJECTIVE

Construct roadside ditch revetment and culvert rehabilitation to protect County roads and increase traffic safety.

SCHEDULED FUNDING (2009 \$s)

Estimated Cost Per Fiscal Year

	<u>Prev Yrs</u>	<u>2009-10</u>	<u>2010-11</u>	<u>2011-12</u>	<u>2012-13</u>	<u>2013-14</u>
Design		15,000	15,000	15,000	15,000	15,000
Right-of-Way						
Con Eng/Insp		10,000	10,000	10,000	10,000	10,000
Construction		75,000	75,000	75,000	75,000	75,000
Misc						
FY Total		100,000	100,000	100,000	100,000	100,000

Total Estimated Cost \$ 500,000

ENVIRONMENTAL REQUIREMENTS

Cat. Ex. X Neg. Dec. _____ EIR/EIS _____ Date Completed _____ Date Filed _____

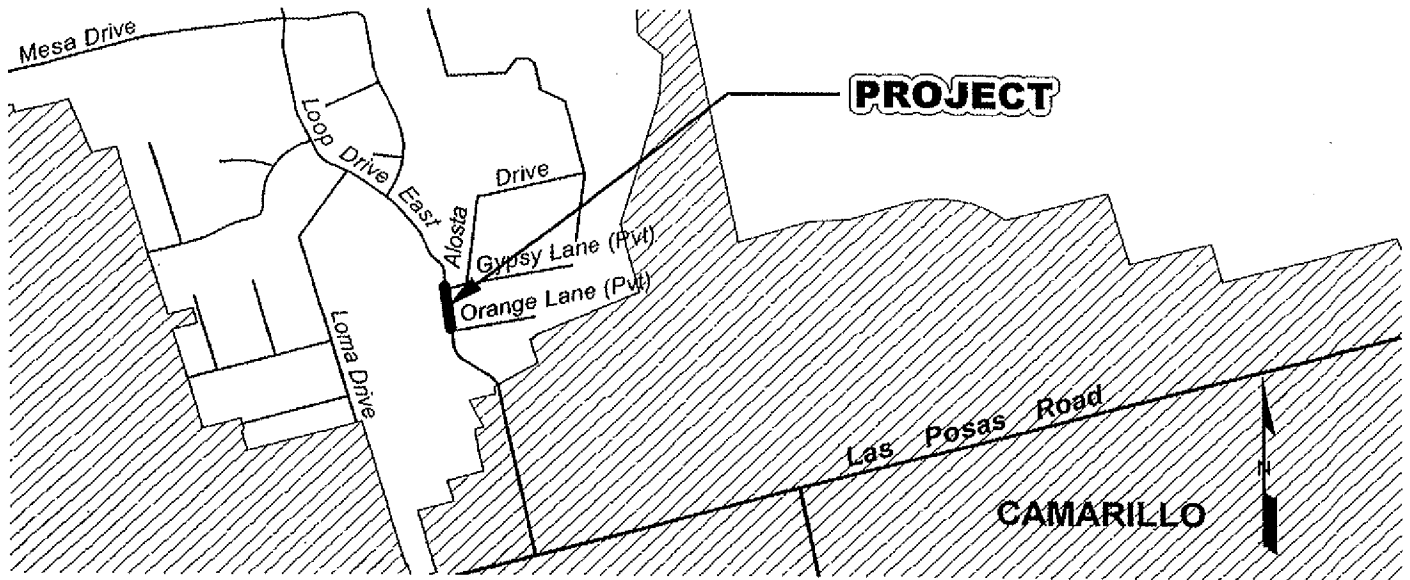
REMARKS
Road Fund

Prepared by N. Lalani Date 3/12/09

**VENTURA COUNTY PUBLIC WORKS AGENCY
TRANSPORTATION DEPARTMENT**

PROJECT NAME EAST LOOP DRIVE STORM DRAIN IMPROVEMENTS PROJECT NO. 50448
 SUPER. DISTRICT 3 UNINCORPORATED AREA X CITY OF _____

LOCATION MAP



SCOPE OF WORK & OBJECTIVE

Reconstruct drainage facility on East Loop Drive between Alosta Drive and Orange Lane to improve drainage conditions and traffic safety

SCHEDULED FUNDING (2009 \$s)

	Estimated Cost Per Fiscal Year					
	<u>Prev Yrs</u>	<u>2009-10</u>	<u>2010-11</u>	<u>2011-12</u>	<u>2012-13</u>	<u>2013-14</u>
Design		20,000				
Right-of-Way		5,000				
Con Eng/Insp		15,000				
Construction		120,000				
Misc						
FY Total		160,000				

Total Estimated Cost \$ 160,000

ENVIRONMENTAL REQUIREMENTS

Cat. Ex. X Neg. Dec. _____ EIR/EIS _____ Date Completed _____ Date Filed _____

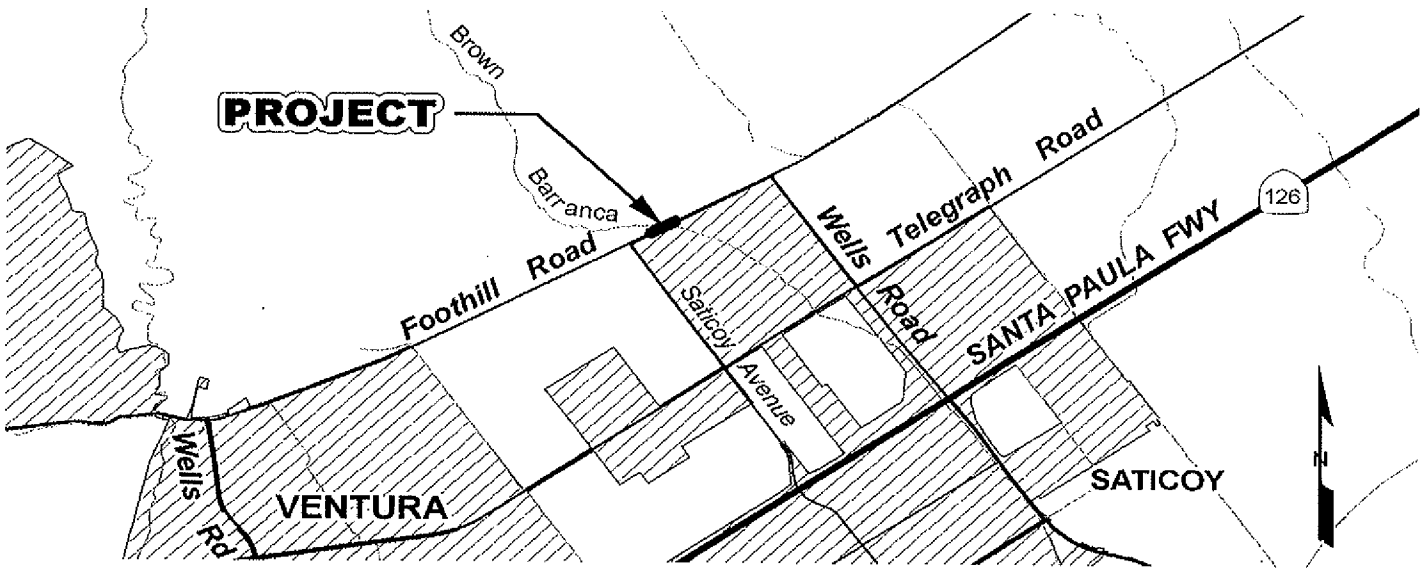
REMARKS
Road Fund

Prepared by N. Lalani Date 3/12/09

**VENTURA COUNTY PUBLIC WORKS AGENCY
TRANSPORTATION DEPARTMENT**

PROJECT NAME FOOTHILL ROAD @ BROWN BARRANCA PROJECT NO _____
 SUPER. DISTRICT 1 UNINCORPORATED AREA X CITY OF _____

LOCATION MAP



SCOPE OF WORK & OBJECTIVE

Construct shoulder improvements on Foothill Road at Brown Barranca to improve traffic, bicycle and pedestrian safety.

SCHEDULED FUNDING (2009 \$s)

	Estimated Cost Per Fiscal Year					
	<u>Prev Yrs</u>	<u>2009-10</u>	<u>2010-11</u>	<u>2011-12</u>	<u>2012-13</u>	<u>2013-14</u>
Design						
Right-of-Way						
Con Eng/Insp						
Construction						
Misc						
FY Total		30,000				

Total Estimated Cost \$ 30,000

ENVIRONMENTAL REQUIREMENTS

Cat. Ex. X Neg. Dec. _____ EIR/EIS _____ Date Completed _____ Date Filed _____

REMARKS

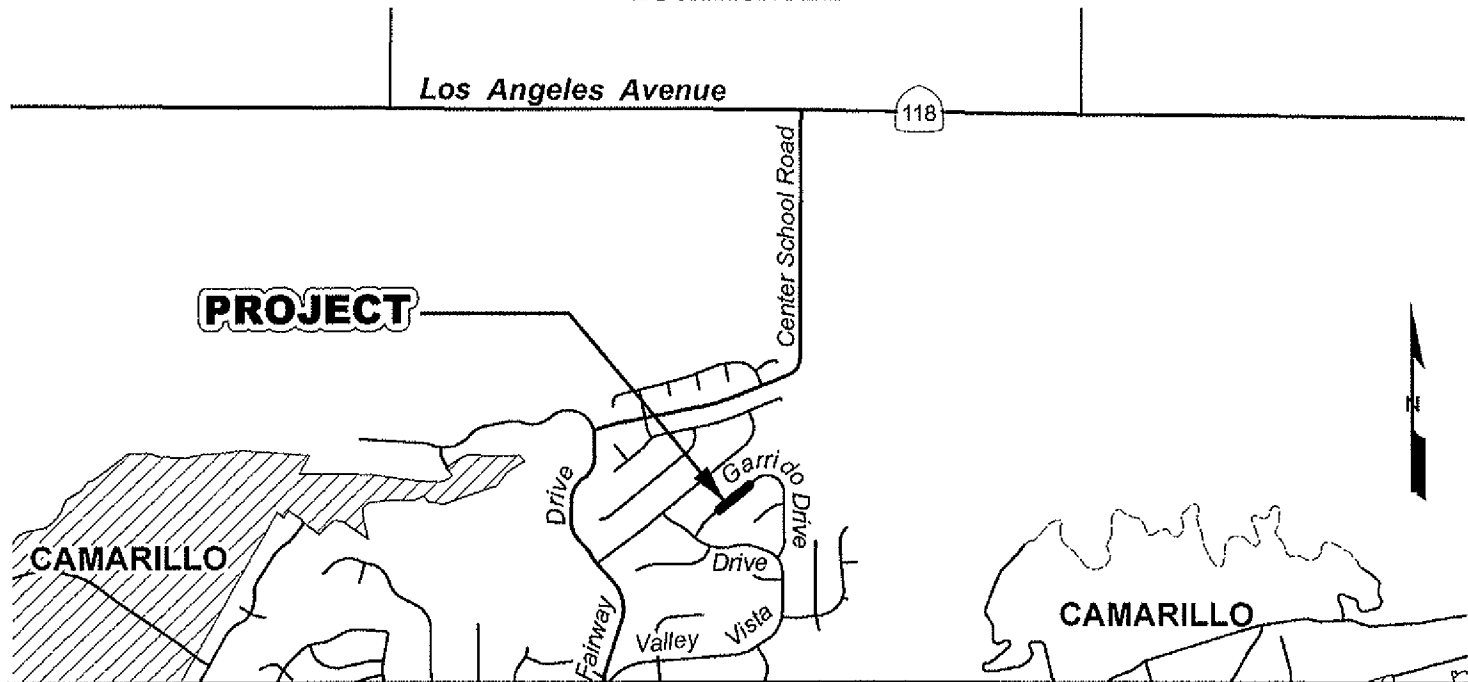
Estimated County share of joint project with the City of Ventura. County will design project and City will construct project under an encroachment permit. Road Fund.

Prepared by N. Lalani Date 3/12/09

**VENTURA COUNTY PUBLIC WORKS AGENCY
TRANSPORTATION DEPARTMENT**

PROJECT NAME GARRIDO DRIVE DRAINAGE IMPROVEMENTS PROJECT NO. 50449
 SUPER. DISTRICT 3 UNINCORPORATED AREA X CITY OF _____

LOCATION MAP



SCOPE OF WORK & OBJECTIVE

Construct improvements on Garrido Drive to improve drainage conditions.

SCHEDULED FUNDING (2009 \$s)

Estimated Cost Per Fiscal Year

	<u>Prev Yrs</u>	<u>2009-10</u>	<u>2010-11</u>	<u>2011-12</u>	<u>2012-13</u>	<u>2013-14</u>
Design		15,000				
Right-of-Way						
Con Eng/Insp		10,000				
Construction		175,000				
Misc						
FY Total		200,000				

Total Estimated Cost \$ 200,000

ENVIRONMENTAL REQUIREMENTS

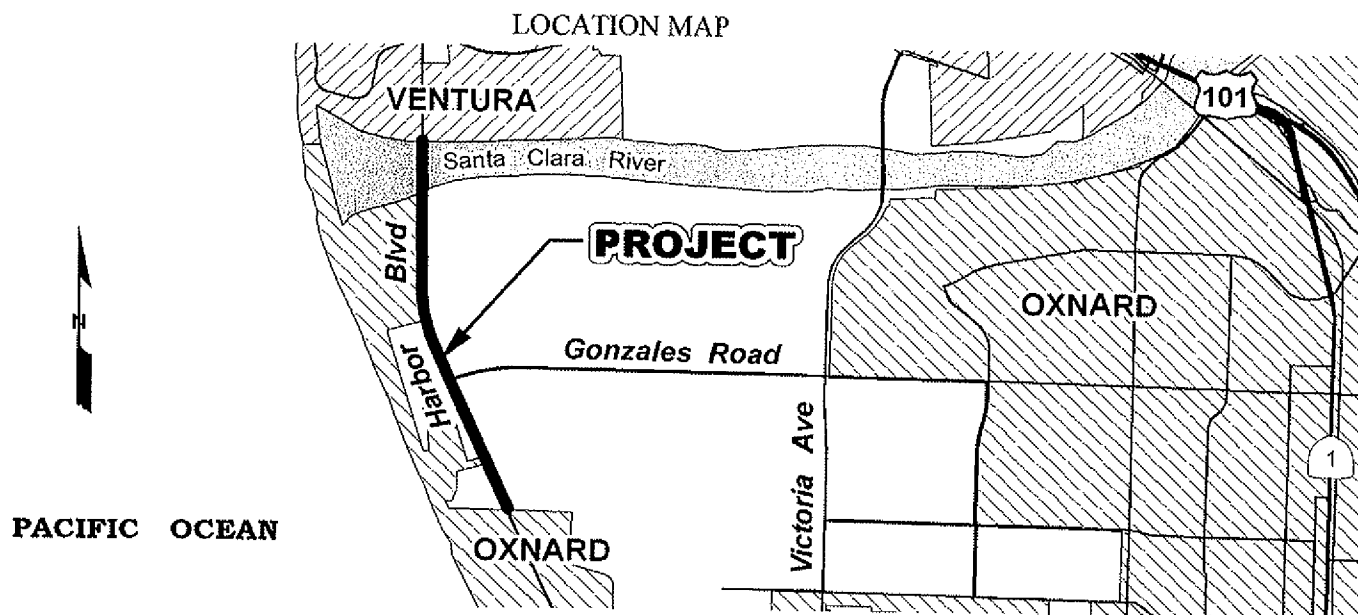
Cat. Ex. X Neg. Dec. _____ EIR/EIS _____ Date Completed _____ Date Filed _____

REMARKS
Road Fund

Prepared by N. Lalani Date 3/12/09

**VENTURA COUNTY PUBLIC WORKS AGENCY
TRANSPORTATION DEPARTMENT**

PROJECT NAME HARBOR BOULEVARD WIDENING PROJECT NO. _____
 SUPER. DISTRICT 5 UNINCORPORATED AREA X CITY OF _____



SCOPE OF WORK & OBJECTIVE

Widen Harbor Boulevard to 4 lanes from the Oxnard City limits to the Ventura City limits to improve traffic safety. (Preliminary design and environmental document only)

SCHEDULED FUNDING (2009 \$s)

	Estimated Cost Per Fiscal Year				
	<u>Prev Yrs</u>	<u>2009-10</u>	<u>2010-11</u>	<u>2011-12</u>	<u>2012-13</u>
Design				300,000	
Right-of-Way					
Con Eng/Insp					
Construction					
Misc					
FY Total				300,000	

Total Estimated Cost \$ 300,000

ENVIRONMENTAL REQUIREMENTS

Cat. Ex. X Neg. Dec. _____ EIR/EIS _____ Date Completed _____ Date Filed _____

REMARKS

Preliminary design and environmental document preparation funded with TIMF and Road Fund. Project completion contingent on approval of additional funding

Prepared by N. Lalani Date 3/13/09

**VENTURA COUNTY PUBLIC WORKS AGENCY
TRANSPORTATION DEPARTMENT**

PROJECT NAME HAZARD MITIGATION PROJECT NO. Varies
SUPER. DISTRICT All UNINCORPORATED AREA X CITY OF _____

LOCATION MAP

Various Locations

SCOPE OF WORK & OBJECTIVE

Construct slope protection, landslide and hazard mitigation to protect County roads and increase traffic safety.

SCHEDULED FUNDING (2009 \$s)

	Estimated Cost Per Fiscal Year					
	<u>Prev Yrs</u>	<u>2009-10</u>	<u>2010-11</u>	<u>2011-12</u>	<u>2012-13</u>	<u>2013-14</u>
Design		15,000	15,000	15,000	15,000	15,000
Right-of-Way						
Con Eng/Insp		10,000	10,000	10,000	10,000	10,000
Construction		75,000	75,000	75,000	75,000	75,000
Misc						
FY Total		100,000	100,000	100,000	100,000	100,000

Total Estimated Cost \$ 500,000

ENVIRONMENTAL REQUIREMENTS

Cat. Ex. _____ Neg. Dec. _____ EIR/EIS _____ Date Completed _____ Date Filed _____

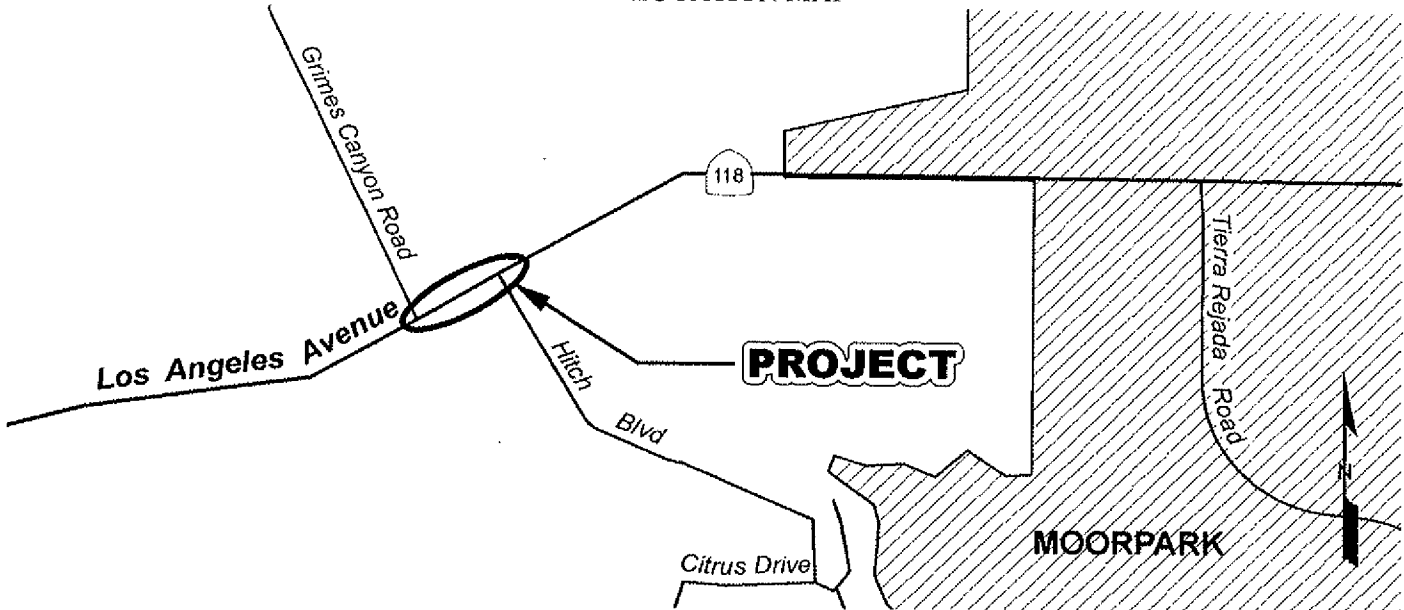
REMARKS
Road Fund

Prepared by N. Lalani Date 3/12/09

**VENTURA COUNTY PUBLIC WORKS AGENCY
TRANSPORTATION DEPARTMENT**

PROJECT NAME HITCH BOULEVARD REALIGNMENT PROJECT NO _____
 SUPER. DISTRICT 4 UNINCORPORATED AREA X CITY OF _____

LOCATION MAP



SCOPE OF WORK & OBJECTIVE

Realign Hitch Boulevard to create a four-way intersection with Los Angeles Avenue (State Route 118) and Grimes Canyon Road to improve traffic safety.

SCHEDULED FUNDING (2009 \$s)

Estimated Cost Per Fiscal Year						
	<u>Prev Yrs</u>	<u>2009-10</u>	<u>2010-11</u>	<u>2011-12</u>	<u>2012-13</u>	<u>2013-14</u>
Design		150,000	160,000			
Right-of-Way			300,000			
Con Eng/Insp				220,000		
Construction				1,470,000		
Misc						
FY Total		150,000	460,000	1,690,000		

Total Estimated Cost \$ 2,300,000

ENVIRONMENTAL REQUIREMENTS

Cat. Ex. _____ Neg. Dec. X EIR/EIS _____ Date Completed _____ Date Filed _____

REMARKS

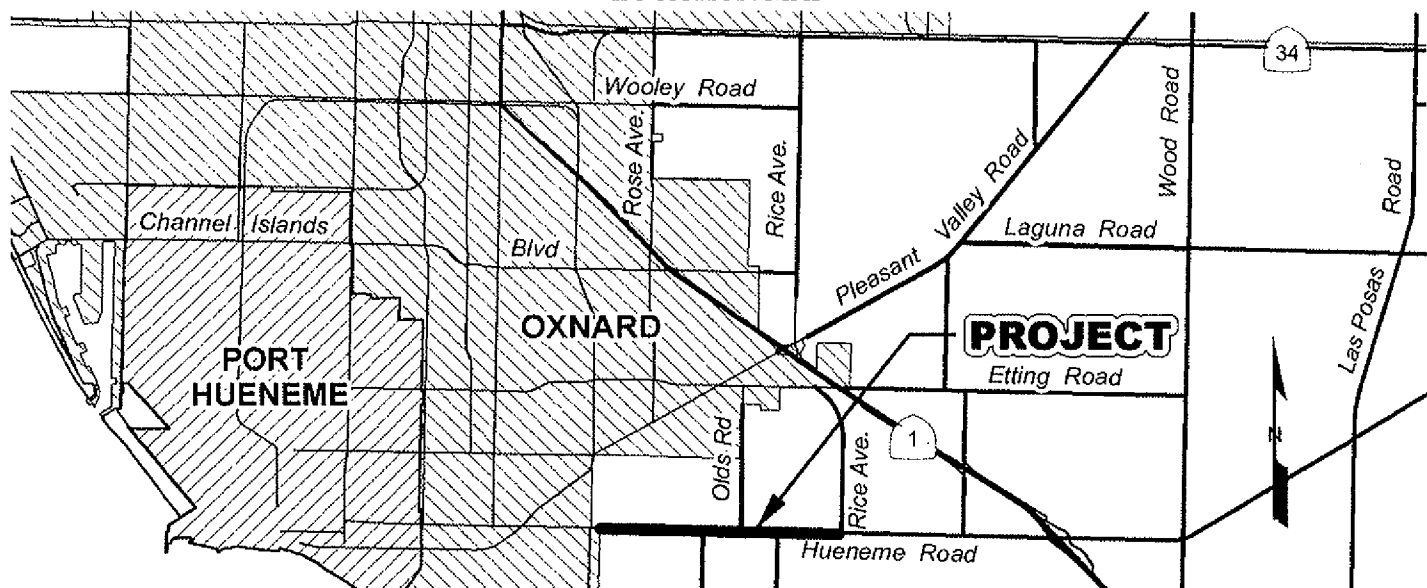
TIMF and Road Fund Project

Prepared by N. Lalani Date 3/12/09

**VENTURA COUNTY PUBLIC WORKS AGENCY
TRANSPORTATION DEPARTMENT**

PROJECT NAME HUENEME ROAD WIDENING PROJECT NO. _____
 SUPER. DISTRICT 2,3,&5 UNINCORPORATED AREA X CITY OF _____

LOCATION MAP



SCOPE OF WORK & OBJECTIVE

Widen Hueneme Road to 4 lanes from Oxnard City limits to the Rice Avenue intersection to improve traffic safety. (Preliminary design and environmental documents only.)

SCHEDULED FUNDING (2009 \$s)

	Estimated Cost Per Fiscal Year				
	<u>Prev Yrs</u>	<u>2009-10</u>	<u>2010-11</u>	<u>2011-12</u>	<u>2012-13</u>
Design					
Right-of-Way					
Con Eng/Insp					
Construction					
Misc					
FY Total					300,000

Total Estimated Cost \$ 300,000

ENVIRONMENTAL REQUIREMENTS

Cat. Ex. _____ Neg. Dec. _____ EIR/EIS _____ Date Completed _____ Date Filed _____

REMARKS

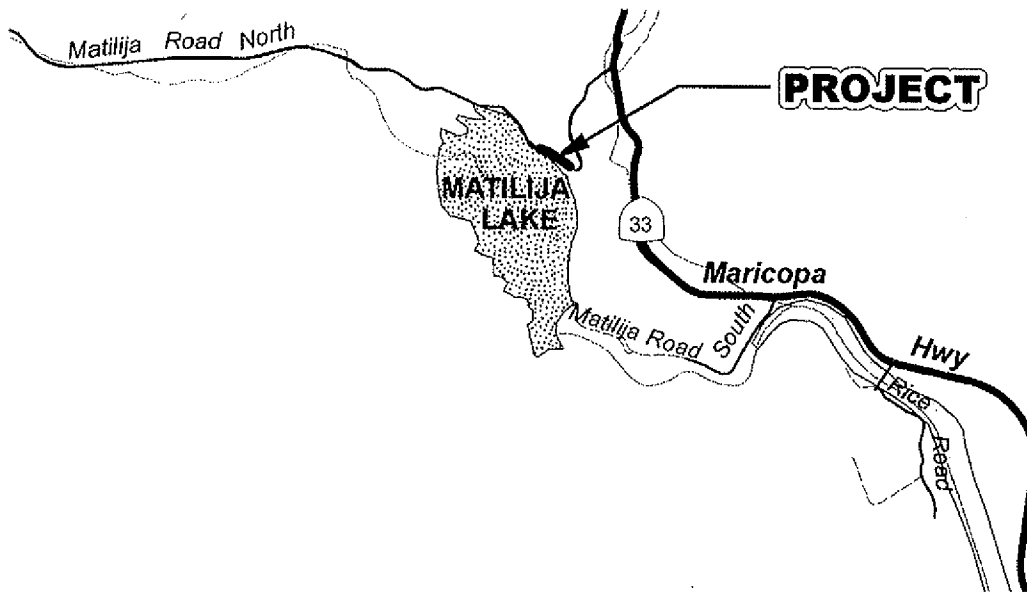
Preliminary design and environmental document preparation funded with TIMF and Road Funds. Project completion contingent on agreement with the Harbor District and approval of additional funding.

Prepared by N. Lalani Date 3/13/09

**VENTURA COUNTY PUBLIC WORKS AGENCY
TRANSPORTATION DEPARTMENT**

PROJECT NAME MATILIJIA ROAD NORTH PROJECT NO. 50445
 SUPER. DISTRICT 1 UNINCORPORATED AREA X CITY OF _____

LOCATION MAP



SCOPE OF WORK & OBJECTIVE

Repair pavement and restore embankment along Matilija Road North damaged by winter storms to protect the roadway and prevent further damage.

SCHEDULED FUNDING (2009 \$s)

Estimated Cost Per Fiscal Year

	<u>Prev Yrs</u>	<u>2009-10</u>	<u>2010-11</u>	<u>2011-12</u>	<u>2012-13</u>	<u>2013-14</u>
Design		37,000				
Right-of-Way						
Con Eng/Insp		33,000				
Construction		300,000				
Misc						
FY Total		370,000				

Total Estimated Cost \$ 370,000

ENVIRONMENTAL REQUIREMENTS

Cat. Ex. X Neg. Dec. _____ EIR/EIS _____ Date Completed _____ Date Filed _____

REMARKS

Prop. 1B and Road Fund

Prepared by N. Lalani Date 3/12/09

VENTURA COUNTY PUBLIC WORKS AGENCY
TRANSPORTATION DEPARTMENT

PROJECT NAME MINOR CONSTRUCTION PROJECT NO. Varies
SUPER. DISTRICT All UNINCORPORATED AREA X CITY OF _____

LOCATION MAP

Various Locations

SCOPE OF WORK & OBJECTIVE

Small projects that appear during the year that are beyond the scope of routine maintenance and that can be accomplished through the use of an informal contract or purchase order.

SCHEDULED FUNDING (2009 \$s)

SCHEDULE FUNDING (2009-15)						
Estimated Cost Per Fiscal Year						
	<u>Prev Yrs</u>	<u>2009-10</u>	<u>2010-11</u>	<u>2011-12</u>	<u>2012-13</u>	<u>2013-14</u>
Design		25,000	25,000	25,000	25,000	25,000
Right-of-Way						
Con Eng/Insp		15,000	15,000	15,000	15,000	15,000
Construction		110,000	110,000	110,000	110,000	110,000
Misc						
FY Total		150,000	150,000	150,000	150,000	150,000

Total Estimated Cost \$ 750,000

ENVIRONMENTAL REQUIREMENTS

Cat. Ex. X Neg. Dec. _____ EIR/EIS _____ Date Completed _____ Date Filed _____

REMARKS
Road Fund

Prepared by N. Lalani Date 3/12/09

**VENTURA COUNTY PUBLIC WORKS AGENCY
TRANSPORTATION DEPARTMENT**

PROJECT NAME NONMOTORIZED TRANSPORTATION IMPROVEMENTS PROJECT NO. Varies
SUPER. DISTRICT All UNINCORPORATED AREA X CITY OF _____

LOCATION MAP

Various Locations

SCOPE OF WORK & OBJECTIVE

Construct nonmotorized (pedestrian and bicycle) improvements as approved by the Board of Supervisors.

SCHEDULED FUNDING (2009 \$s)

SCHEDULE FUNDING (2009 \$)						
Estimated Cost Per Fiscal Year						
	<u>Prev Yrs</u>	<u>2009-10</u>	<u>2010-11</u>	<u>2011-12</u>	<u>2012-13</u>	<u>2013-14</u>
Design		15,000	15,000	15,000	15,000	15,000
Right-of-Way						
Con Eng/Insp		10,000	10,000	10,000	10,000	10,000
Construction		125,000	125,000	125,000	125,000	125,000
Misc						
FY Total		150,000	150,000	150,000	150,000	150,000

Total Estimated Cost \$ 750,000

ENVIRONMENTAL REQUIREMENTS

Cat. Ex. X Neg. Dec. _____ EIR/EIS _____ Date Completed _____ Date Filed _____

REMARKS

Projects contingent on receiving SB821 and/or local funding.

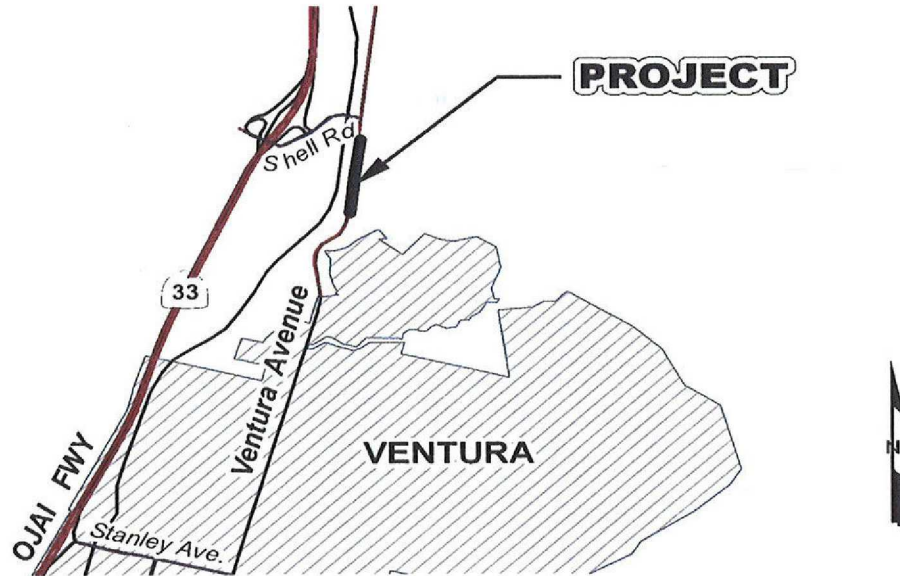
Prepared by N. Lalani Date 3/12/09

**VENTURA COUNTY PUBLIC WORKS AGENCY
TRANSPORTATION DEPARTMENT**

PROJECT NAME N. VENTURA AVENUE DRAINAGE IMPROVEMENTS PROJECT NO. _____

SUPER. DISTRICT 1 UNINCORPORATED AREA X CITY OF _____

LOCATION MAP



SCOPE OF WORK & OBJECTIVE

Construct drainage improvements along the edge of pavement on both sides of the roadway south of Shell Road to protect road and improve traffic safety (study only at this time).

SCHEDULED FUNDING (2009 \$s)

	Estimated Cost Per Fiscal Year					
	<u>Prev Yrs</u>	<u>2009-10</u>	<u>2010-11</u>	<u>2011-12</u>	<u>2012-13</u>	<u>2013-14</u>
Design		60,000				
Right-of-Way				50,000		
Con Eng/Insp				30,000		
Construction				315,000		
Misc						
FY Total		60,000		395,000		

Total Estimated Cost \$ 455,000

ENVIRONMENTAL REQUIREMENTS

Cat. Ex. X Neg. Dec. _____ EIR/EIS _____ Date Completed _____ Date Filed _____

REMARKS

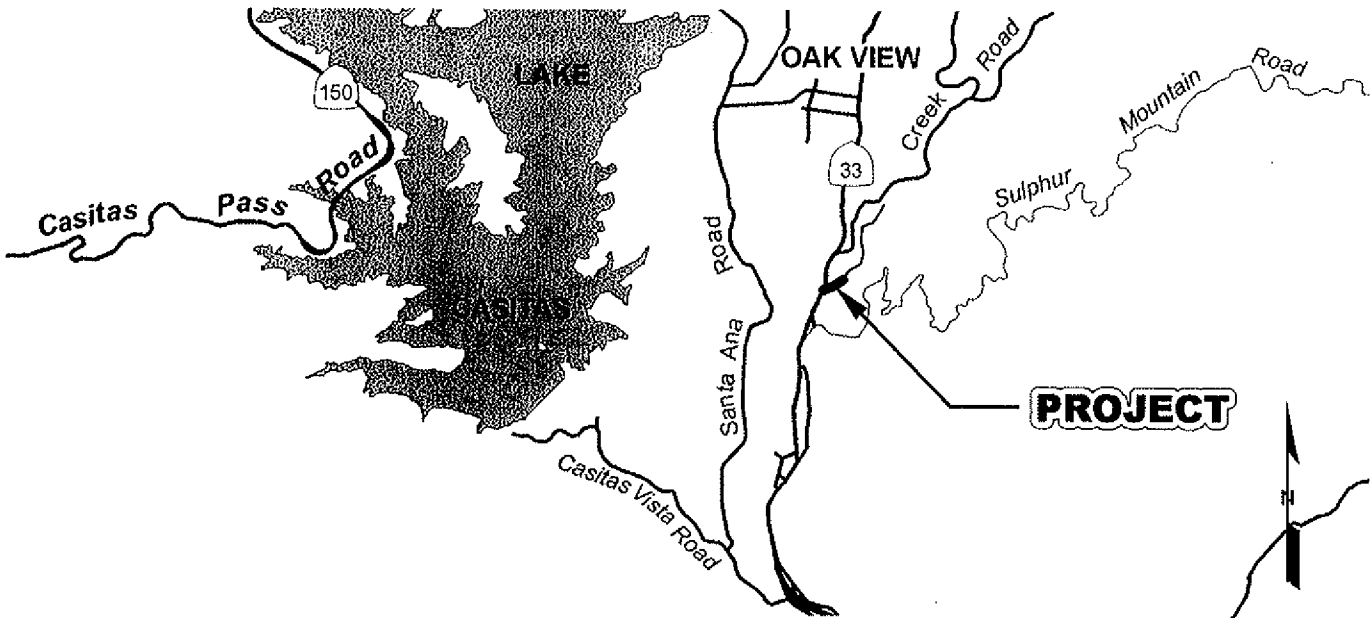
Road Fund

Prepared by N. Lalani Date 3/12/09

**VENTURA COUNTY PUBLIC WORKS AGENCY
TRANSPORTATION DEPARTMENT**

PROJECT NAME OLD CREEK RD BRIDGE @ SAN ANTONIO CREEK PROJECT NO. 50355
 SUPER. DISTRICT 1 UNINCORPORATED AREA X CITY OF _____

LOCATION MAP



SCOPE OF WORK & OBJECTIVE

Replace the Old Creek Road low water crossing with a bridge over San Antonio Creek to improve access.

SCHEDULED FUNDING (2009 \$s)

Estimated Cost Per Fiscal Year

	<u>Prev Yrs</u>	<u>2009-10</u>	<u>2010-11</u>	<u>2011-12</u>	<u>2012-13</u>	<u>2013-14</u>
Design	1,000,000	25,000				
Right-of-Way	82,700					
Con Eng/Insp		150,000				
Construction		2,160,000				
Misc*		100,000				
FY Total	1,082,700	2,435,000				

Total Estimated Cost \$ 3,517,000

ENVIRONMENTAL REQUIREMENTS

Cat. Ex. _____ Neg. Dec. X EIR/EIS _____ Date Completed _____ Date Filed 3/27/07

REMARKS

HBRR, DFG, Road Fund Project

*Mitigation costs

Prepared by N.Lalani Date 3/12/09

**VENTURA COUNTY PUBLIC WORKS AGENCY
TRANSPORTATION DEPARTMENT**

PROJECT NAME PAVEMENT REHABILITATION PROJECT NO. Varies
 SUPER. DISTRICT All UNINCORPORATED AREA X CITY OF _____

LOCATION MAP

Various roads within the County

SCOPE OF WORK & OBJECTIVE

Resurface various roads throughout the County in various thicknesses and treatments based on the current Pavement Rehabilitation Plan as approved by the Board of Supervisors in order to strengthen, reclaim, modernize and extend the life of deteriorating County roads.

SCHEDULED FUNDING (2009 \$s)

	Estimated Cost Per Fiscal Year					
	<u>Prev Yrs</u>	<u>2009-10</u>	<u>2010-11</u>	<u>2011-12</u>	<u>2012-13</u>	<u>2013-14</u>
Design		140,000	164,000	130,000	130,000	130,000
Right-of-Way						
Con Eng/Insp		210,000	244,000	200,000	200,000	200,000
Construction		6,900,000	8,292,000	6,670,000	6,670,000	6,670,000
Misc						
FY Total		7,250,000	8,700,000	7,000,000	7,000,000	7,000,000

Total Estimated Cost \$ 36,950,000

ENVIRONMENTAL REQUIREMENTS

Cat. Ex. X Neg. Dec. _____ EIR/EIS _____ Date Completed _____ Date Filed _____

REMARKS

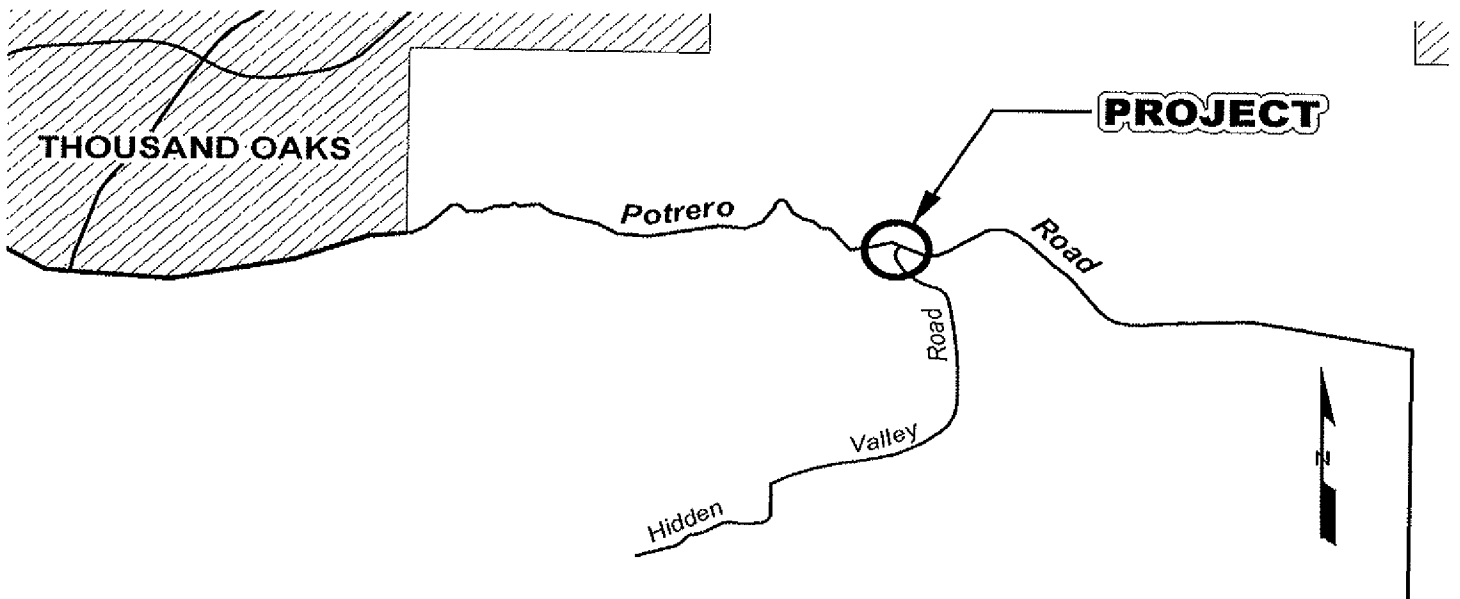
2009 – 2011 projects funded with Federal Stimulus, STP Local and Hi-Priority, Prop 1A, 1B, and Road Funds. Projects after 2010/11 contingent on receiving additional funding.

Prepared by N. Lalani Date 3/12/09

**VENTURA COUNTY PUBLIC WORKS AGENCY
TRANSPORTATION DEPARTMENT**

PROJECT NAME POTRERO ROAD AT HIDDEN VALLEY ROAD PROJECT NO. _____
 SUPER. DISTRICT 2 UNINCORPORATED AREA X CITY OF _____

LOCATION MAP



SCOPE OF WORK & OBJECTIVE

Construct improvements at the intersection of Potrero Road and Hidden Valley Road to improve traffic safety.

SCHEDULED FUNDING (2009 \$s)

Estimated Cost Per Fiscal Year

	<u>Prev Yrs</u>	<u>2009-10</u>	<u>2010-11</u>	<u>2011-12</u>	<u>2012-13</u>	<u>2013-14</u>
Design		25,000				
Right-of-Way			9,000			
Con Eng/Insp			25,000			
Construction			191,000			
Misc						
FY Total		25,000	225,000			

Total Estimated Cost \$ 250,000

ENVIRONMENTAL REQUIREMENTS

Cat. Ex. X Neg. Dec. _____ EIR/EIS _____ Date Completed _____ Date Filed _____

REMARKS

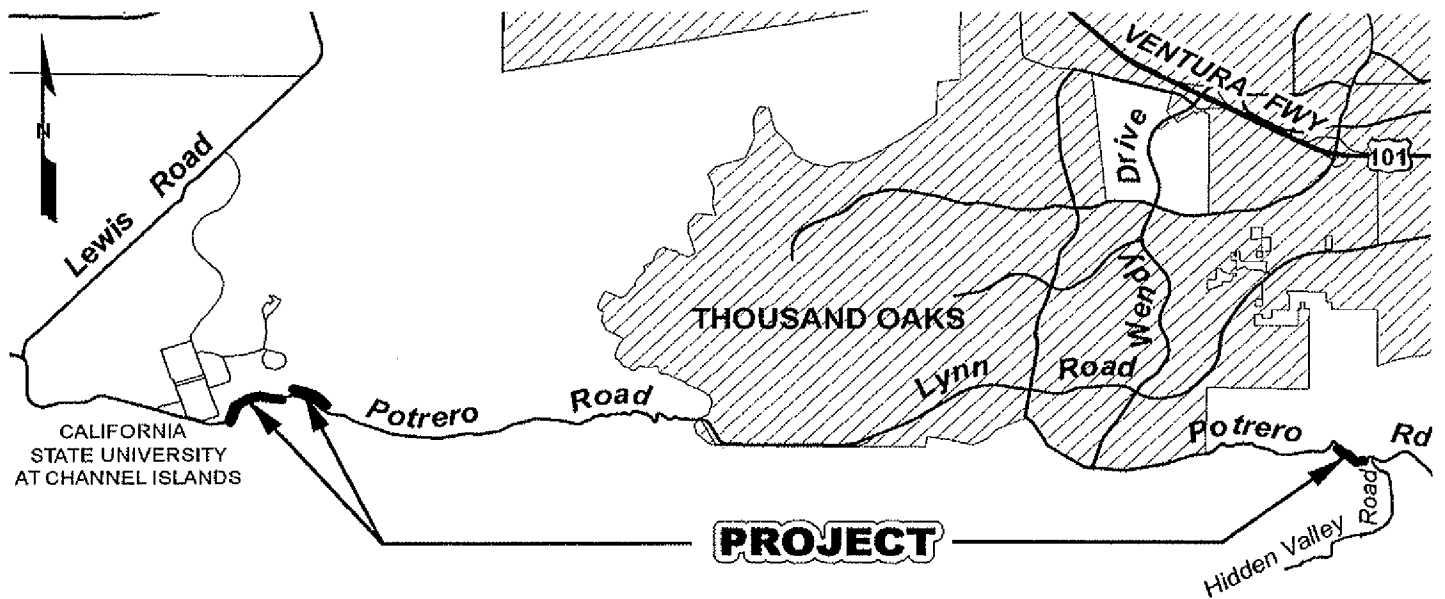
Project completion is dependent on receiving local funds provided by the Hidden Valley Road residents and road funds.

Prepared by N. Lalani Date 3/12/09

**VENTURA COUNTY PUBLIC WORKS AGENCY
TRANSPORTATION DEPARTMENT**

PROJECT NAME POTRERO ROAD GUARDRAILS - PHASE II PROJECT NO. 50446
 SUPER. DISTRICT 2 / 3 UNINCORPORATED AREA X CITY OF _____

LOCATION MAP



SCOPE OF WORK & OBJECTIVE

Construct guardrail improvements on the south side of Potrero Road from milepost 1.73 to milepost 2.07, and from milepost 8.93 to milepost 8.96, and on the north side of Potrero Road from milepost 2.09 to milepost 2.16 to increase traffic safety.

SCHEDULED FUNDING (2009 \$s)

	Estimated Cost Per Fiscal Year					
	<u>Prev Yrs</u>	<u>2009-10</u>	<u>2010-11</u>	<u>2011-12</u>	<u>2012-13</u>	<u>2013-14</u>
Design			5,000	15,000		
Right-of-Way						
Con Eng/Insp			5,000	20,000		
Construction			40,000	250,000		
Misc						
FY Total			50,000	285,000		

Total Estimated Cost \$ 335,000

ENVIRONMENTAL REQUIREMENTS

Cat. Ex. X Neg. Dec. _____ EIR/EIS _____ Date Completed _____ Date Filed _____

REMARKS

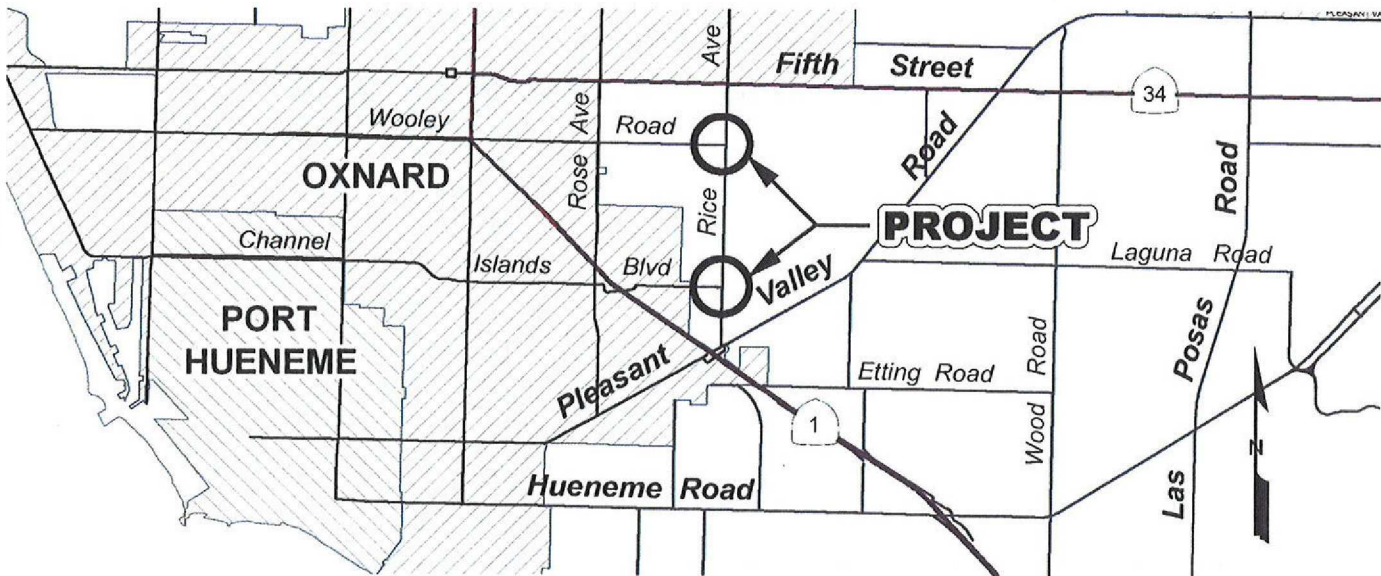
Project completion contingent on receiving Highway Safety Improvement Program (HSIP) funding.

Prepared by N. Lalani Date 3/12/09

**VENTURA COUNTY PUBLIC WORKS AGENCY
TRANSPORTATION DEPARTMENT**

PROJECT NAME RICE AVENUE IMPROVEMENTS PROJECT NO. 50341/50342
 SUPER. DISTRICT 5 UNINCORPORATED AREA X CITY OF _____

LOCATION MAP



SCOPE OF WORK & OBJECTIVE

Construct additional turn lanes at intersections with Wooley Road and Channel Islands Boulevard to improve traffic safety.

SCHEDULED FUNDING (2009 \$s)

Estimated Cost Per Fiscal Year

	<u>Prev Yrs</u>	<u>2009-10</u>	<u>2010-11</u>	<u>2011-12</u>	<u>2012-13</u>	<u>2013-14</u>
Design	250,000	100,000				
Right-of-Way		400,000				
Con Eng/Insp			300,000			
Construction			2,600,000			
*Misc						
FY Total	250,000	500,000	2,900,000			

Total Estimated Cost \$ 3,650,000

ENVIRONMENTAL REQUIREMENTS

Cat. Ex. _____ Neg. Dec. X EIR/EIS _____ Date Completed _____ Date Filed _____

REMARKS

Project approved for partial funding with Prop.1A and 1B funds. Project submitted for additional funding with HSIP funds.

Prepared by N. Lalani Date 3/12/09

VENTURA COUNTY PUBLIC WORKS AGENCY
TRANSPORTATION DEPARTMENT

PROJECT NAME ROADSIDE SAFETY PROGRAM PROJECT NO. _____
SUPER. DISTRICT ALL UNINCORPORATED AREA X CITY OF _____

LOCATION MAP

Various locations within the unincorporated area of Ventura County.

SCOPE OF WORK & OBJECTIVE

Evaluate various roads throughout the County to modernize, improve drainage, pave shoulders and improve operational characteristics to improve traffic, pedestrian and bicycle safety. Develop recommendations, alternatives, estimates, priorities and a strategy for funding improvements. Phase 1 of a multi-phase project.

SCHEDULED FUNDING (2009 \$s)

Estimated Cost Per Fiscal Year

	<u>Prev Yrs</u>	<u>2009-10</u>	<u>2010-11</u>	<u>2011-12</u>	<u>2012-13</u> 100,000	<u>2013-104</u>
Design						
Right-of-Way						
Con Eng/Insp						
Construction						
Misc						
FY Total					100,000	

Total Estimated Cost \$ 100,000

ENVIRONMENTAL REQUIREMENTS

Cat. Ex. _____ Neg. Dec. _____ EIR/EIS _____ Date Completed _____ Date Filed _____

REMARKS

Road Fund project. Project completion dependant on approval of additional funding.

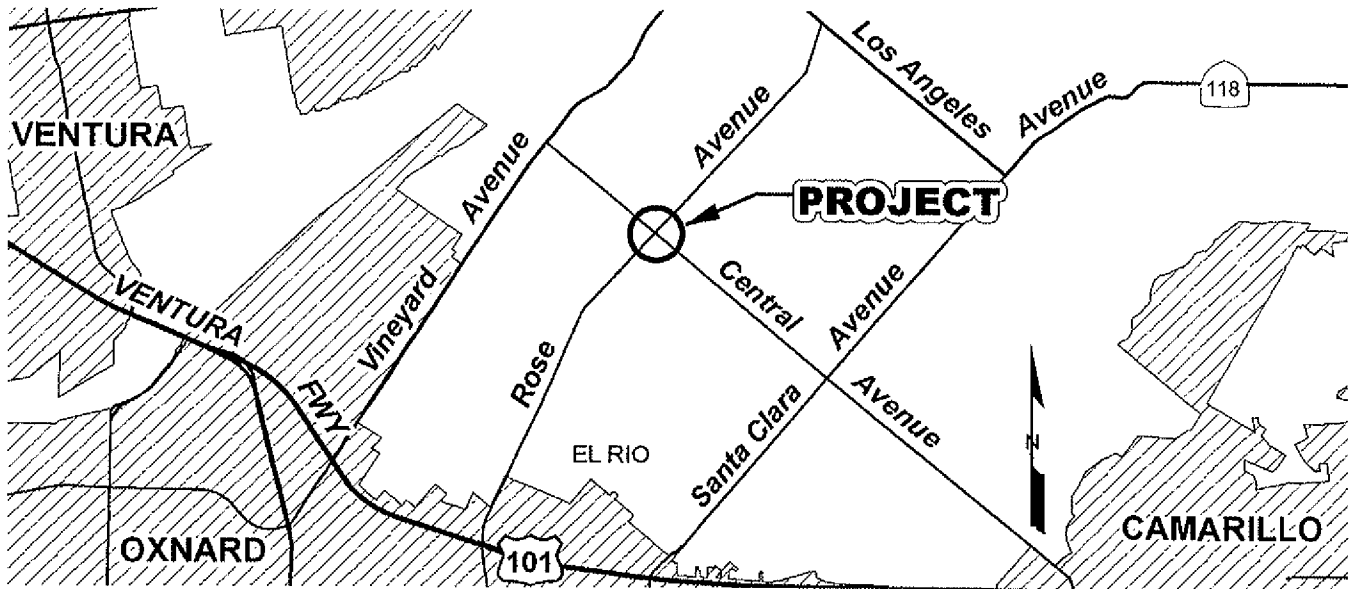
Prepared by NL Date 3/12/09

**VENTURA COUNTY PUBLIC WORKS AGENCY
TRANSPORTATION DEPARTMENT**

PROJECT NAME ROSE AV/CENTRAL AV INTERSECTION IMPROVEMENTS PROJECT NO. 50343

SUPER. DISTRICT 5 UNINCORPORATED AREA X CITY OF _____

LOCATION MAP



SCOPE OF WORK & OBJECTIVE

Construct additional turn lanes, update signal and construct other improvements at the intersection of Rose Avenue and Central Avenue to improve traffic, pedestrian and bicycle safety.

SCHEDULED FUNDING (2009 \$s)

Estimated Cost Per Fiscal Year

	<u>Prev Yrs</u>	<u>2009-10</u>	<u>2010-11</u>	<u>2011-12</u>	<u>2012-13</u>	<u>2013-14</u>
Design	159,000	5,000				
Right-of-Way	21,000					
Con Eng/Insp		60,000				
Construction		790,000				
Misc						
FY Total	180,000	855,000				

Total Estimated Cost \$ 1,035,000

ENVIRONMENTAL REQUIREMENTS

Cat. Ex. X Neg. Dec. _____ EIR/EIS _____ Date Completed _____ Date Filed _____

REMARKS

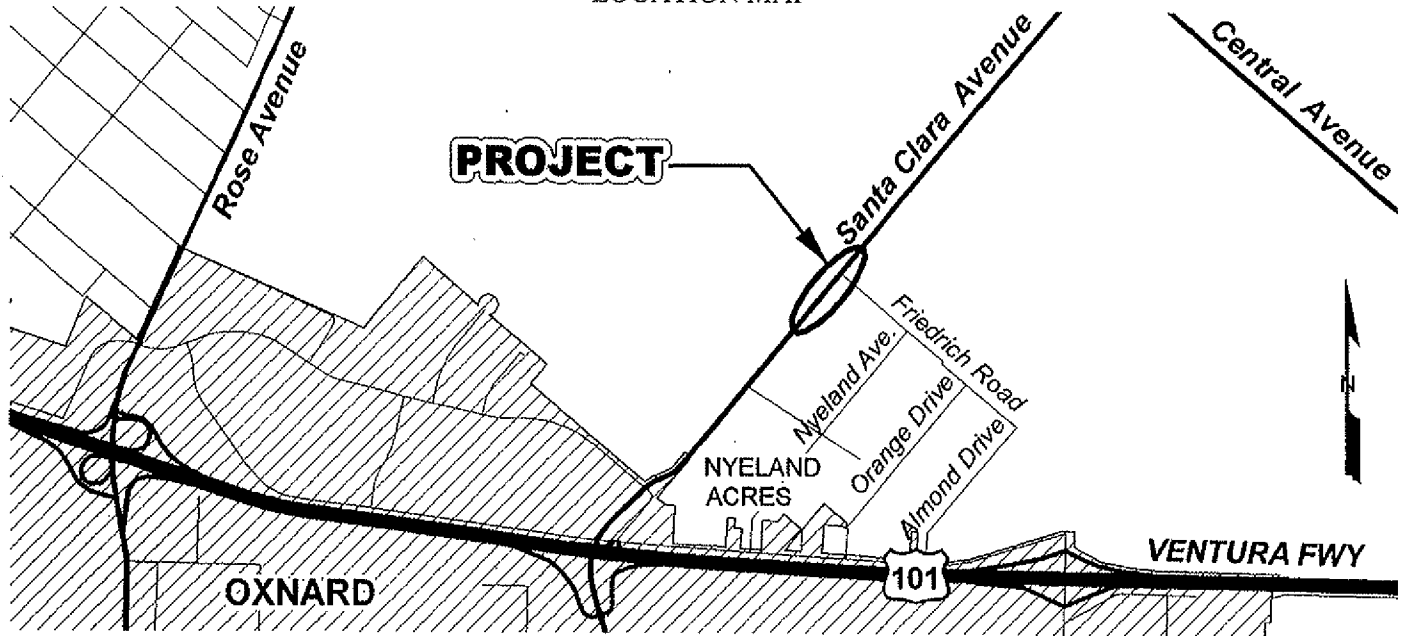
Project approved for partial funding with RSTP and Road Funds. Project submitted for additional funding with HSIP and FSP funds.

Prepared by N. Lalani Date 3/12/09

**VENTURA COUNTY PUBLIC WORKS AGENCY
TRANSPORTATION DEPARTMENT**

PROJECT NAME SANTA CLARA AV @ FRIEDRICH RD RIGHT TURN LANE PROJECT NO. 50362
 SUPER. DISTRICT 5 UNINCORPORATED AREA X CITY OF _____

LOCATION MAP



SCOPE OF WORK & OBJECTIVE

Construct right turn lane from Santa Clara Avenue to Friedrich Road to improve traffic safety.

SCHEDULED FUNDING (2009 \$s)

Estimated Cost Per Fiscal Year						
	<u>Prev Yrs</u>	<u>2009-10</u>	<u>2010-11</u>	<u>2011-12</u>	<u>2012-13</u>	<u>2013-14</u>
Design	73,000	9,000				
Right-of-Way	17,000					
Con Eng/Insp		20,000				
Construction		176,000				
Misc						
FY Total	90,000	205,000				

Total Estimated Cost \$ 295,000

ENVIRONMENTAL REQUIREMENTS

Cat. Ex. X Neg. Dec. _____ EIR/EIS _____ Date Completed _____ Date Filed _____

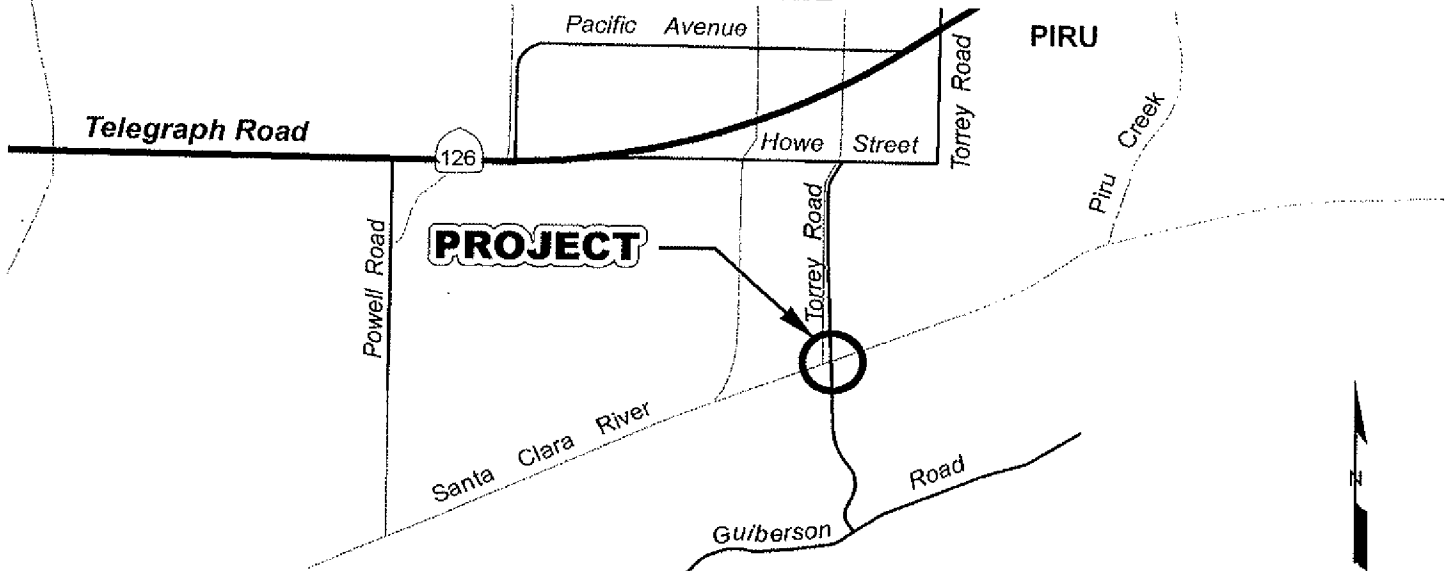
REMARKS
TIMF Project.

Prepared by N. Lalani Date 3/12/09

**VENTURA COUNTY PUBLIC WORKS AGENCY
TRANSPORTATION DEPARTMENT**

PROJECT NAME TORREY ROAD PROJECT NO. _____
 SUPER. DISTRICT 3 UNINCORPORATED AREA X CITY OF _____

LOCATION MAP



SCOPE OF WORK & OBJECTIVE

Construct improvements to Torrey Road and Torrey Road Bridge 435 at the Santa Clara River to protect the road and the bridge from damage during high flows in the river (feasibility analysis and environmental document preparation only).

SCHEDULED FUNDING (2009 \$s)

Estimated Cost Per Fiscal Year

	<u>Prev Yrs</u>	<u>2009-10</u>	<u>2010-11</u>	<u>2011-12</u>	<u>2012-13</u>	<u>2013-14</u>
Design						
Right-of-Way						
Con Eng/Insp						
Construction					300,000	
Misc						
FY Total					300,000	

Total Estimated Cost \$ 300,000

ENVIRONMENTAL REQUIREMENTS

Cat. Ex. _____ Neg. Dec. _____ EIR/EIS _____ Date Completed _____ Date Filed _____

REMARKS

Feasibility analysis and environmental document preparation funded with road funds. Project completion is contingent on receiving additional funding.

Prepared by N. Lalani Date 3/13/09

**VENTURA COUNTY PUBLIC WORKS AGENCY
TRANSPORTATION DEPARTMENT**

PROJECT NAME TRAFFIC SIGNALS PROJECT NO. Varies
 SUPER. DISTRICT All UNINCORPORATED AREA X CITY OF _____

LOCATION MAP

LOCATION

ANTICIPATED YEAR
OF CONSTRUCTION

Harbor Boulevard @ Gonzales Road	09/10
Pleasant Valley Road @ Sturgis Road	12/13
Rose Avenue @ Collins Street	11/12
Rose Avenue @ Simon Way	10/11
Wendy Drive @ Gerald Drive	09/10

Other locations to be determined

SCOPE OF WORK & OBJECTIVE

Install new traffic signals and update existing signals at various County intersections to improve traffic safety. Signals to be installed or updated at these intersections and other locations as necessary.

SCHEDULED FUNDING (2009 \$s)

SCHEDULE FORDING (2009-10)						
Estimated Cost Per Fiscal Year						
	<u>Prev Yrs</u>	<u>2009-10</u>	<u>2010-11</u>	<u>2011-12</u>	<u>2012-13</u>	<u>2013-14</u>
Design		20,000	20,000	20,000	20,000	20,000
Right-of-Way						
Con Eng/Insp		10,000	10,000	10,000	10,000	10,000
Construction		370,000	250,000	250,000	250,000	250,000
Misc						
FY Total		400,000	280,000	280,000	280,000	280,000

Total Estimated Cost \$ 1,520,000

ENVIRONMENTAL REQUIREMENTS


Cat. Ex. X Neg. Dec. _____ EIR/EIS _____ Date Completed _____ Date Filed _____

REMARKS

Funding includes Traffic Impact Mitigation Funds, Safe Route to School Funds and Road Funds.

Prepared by N. Lalani Date 3/12/09

PUBLIC WORKS AGENCY
WATER AND SANITATION SERVICES



FIVE-YEAR
CAPITAL IMPROVEMENT PROGRAM

**VENTURA COUNTY WATERWORKS DISTRICTS
CAPITAL PROJECTS FINANCING**

FIVE YEAR PLAN - 2009

DISTRICT	FY 2009-10	FY 2010-11	FY 2011-12	FY 2012-13	FY 2013-14	TOTAL
VCWWD NO. 1						
WATER: CIC						
WR-CAP						
WR-REP						
GRANTS/LOANS	9,270,000	5,415,000	25,960,000	1,790,000	1,000,000	\$43,435,000
SUBTOTAL	\$9,270,000	\$5,415,000	\$25,960,000	\$1,790,000	\$1,000,000	\$43,435,000
SEWER: SCF						
FEMA						
Insurance						
Grants/Loans	18,745,000	2,820,000	6,750,000	18,830,000	1,000,000	\$48,145,000
SUBTOTAL	18,745,000	2,820,000	6,750,000	18,830,000	1,000,000	\$48,145,000
TOTAL	\$28,015,000	\$8,235,000	\$32,710,000	\$20,620,000	\$2,000,000	\$91,580,000
VCWWD NO. 16						
SRF	7,830,000					\$7,830,000
CDBG	85,000					\$85,000
SCG	1,855,000					\$1,855,000
TOTAL	\$9,770,000					\$9,770,000
VCWWD NO. 17						
WR-CAP	1,840,000					\$1,840,000
WFD	110,000	100,000	100,000	100,000	100,000	\$510,000
TOTAL	\$1,950,000	\$100,000	\$100,000	\$100,000	\$100,000	\$2,350,000
VCWWD NO. 19						
WR-INFRA	3,860,000		600,000	600,000		\$5,060,000
WFD	980,000	716,000	500,000	500,000	500,000	\$3,196,000
TOTAL	\$4,840,000	\$716,000	\$1,100,000	\$1,100,000	\$500,000	\$8,256,000

**VENTURA COUNTY WATERWORKS DISTRICTS
CAPITAL PROJECTS FINANCING**

FIVE YEAR PLAN - 2009

DISTRICT	FY 2009-10	FY 2010-11	FY 2011-12	FY 2012-13	FY 2013-14	TOTAL
LAKE SHERWOOD COMMUNITY SERVICES DISTRICT						
WFD	200,000	155,000	100,000	100,000	100,000	\$655,000
TOTAL	\$200,000	\$155,000	\$100,000	\$100,000	\$100,000	\$655,000
CAMARILLO UTILITY ENTERPRISES						
SR-REP	385,000					\$385,000
TOTAL	\$385,000					\$385,000
COUNTY SERVICE AREA (CSA 29)						
GRANTS/LOANS	4,600,000					\$4,600,000
TOTAL	\$4,600,000					\$4,600,000
COUNTY SERVICE AREA (CSA 30)						
SI	133,000					\$133,000
TOTAL	\$133,000					\$133,000
COUNTY SERVICE AREA (CSA 34)						
GRANTS/LOANS	8,429,000	7,260,000	2,045,000			\$17,734,000
TOTAL	\$8,429,000	7,260,000	2,045,000			\$17,734,000
GRAND TOTAL	\$58,322,000	\$16,466,000	\$36,055,000	\$21,920,000	\$2,700,000	\$135,463,000

LEGEND:

WR-CAP - Water Retained (Capital)
 WR-REP - Water Retained (Replacement)
 WFD - Water Funded Depreciation
 RSWCF - Rate Stabilization and Water
 Conservation Fund
 CIC - Capital Improvement Charges

WR-INFRA -Capital Infrastructure Fund Balance
 SR-REP - Sewer Retained (Replacement)
 SFD - Sewer Funded Depreciation
 SCF - Sewer Connection Fee
 RS - Sewer Rates
 SI - Sewer Interest

FEMA - Federal Emergency
 Management Agency
 SCG - Small Communities Grant
 CDBG - Com. Devt. Block Grant
 CG - SWRCB Grant
 SL - State Loan

**VENTURA COUNTY WATERWORKS DISTRICT NO. 1
PLANNED CAPITAL PROJECTS
FIVE YEAR PLAN - 2009**

FY 2009-10

WATER PROJECTS

ESTIMATED COST

Well #20 Pumps & Water Treatment Facility	\$1,200,000
Home Acres 757 Reservoir Grading & Transmission Line	\$3,050,000
Home Acres 757 Reservoir	\$1,400,000
994 and 1250 Pressure Zones Connection	\$100,000
Fairview Booster Pump Station	\$500,000
Desalting of Brackish Groundwater in South Las Posas Basin	\$500,000
Conversion of Chemical Feed System to Chloramines (Well #s 95, 96, 97 & 98)	\$270,000
Roseland Booster Pump Station (1180 Hydropneumatic System near Calleguas Reservoir)	\$805,000
General Water System Improvements	<u>\$1,445,000</u>
Total:	\$9,270,000

**VENTURA COUNTY WATERWORKS DISTRICT NO. 1
PLANNED CAPITAL PROJECTS
FIVE YEAR PLAN - 2009**

WATER PROJECTS

ESTIMATED COST

FY 2010-11

994 and 1250 Pressure Zones Connection	\$320,000
Desalting of Brackish Groundwater in South Las Posas Basin	\$1,900,000
Well No. 95 & 98 Water Treatment Facility	\$535,000
10-inch Water Line from Ternez Dr. and Citrus Dr. Intersection Eastward at 757 Zone	\$270,000
10-inch Water Line from Pecan Ave. Northward at 944 Zone	\$235,000
Replacement of Five Pressure Reducing Stations	\$250,000
Replacement of Waterlines on Roberts Ave., Esther Ave & Sherman Ave.	\$180,000
2.0 MG Reservoir between Grimes Canyon Rd. and Stockton Rd at 757 Zone (First Year Financing)	\$300,000
8-inch Water Line between Stockton and Grimes Canyon Rd. at 757 Zone	\$320,000
10-inch Water Line between Grimes Canyon Rd. and Stockton Rd. at 757 Zone	\$105,000
General Water System Improvements	<u>\$1,000,000</u>
Total:	\$5,415,000

**VENTURA COUNTY WATERWORKS DISTRICT NO. 1
PLANNED CAPITAL PROJECTS
FIVE YEAR PLAN - 2009**

WATER PROJECTS

ESTIMATED COST

FY 2011-12

Desalting of Brackish Groundwater in South Las Posas Basin	\$24,000,000
2.0 MG Reservoir between Grimes Canyon Rd. and Stockton Rd at 757 Zone (First Year Financing)	\$565,000
16-inch Water Line between Grimes Canyon Rd. and Stockton Rd at 757 Zone	\$175,000
8-inch Water Line between Stockton and Grimes Canyon Rd. at 944 Zone	\$90,000
10-inch Water Line North of Intersection of L.A. Ave and Hitch Blvd at 757 Zone	\$130,000
General Water System Improvements	<u>\$1,000,000</u>
Total:	\$25,960,000

FY 2012-13

12-inch Water Line between Stockton Rd. and Well No. 98 at 944 Zone	\$270,000
12-inch Water Line South of Well No. 98 at 944 Zone	\$520,000
General Water System Improvements	<u>\$1,000,000</u>
Total:	\$1,790,000

FY 2013-14

General Water System Improvements	<u>\$1,000,000</u>
Total:	\$1,000,000

GRAND TOTAL: \$43,435,000

**VENTURA COUNTY WATERWORKS DISTRICT NO. 1
PLANNED CAPITAL PROJECTS
FIVE YEAR PLAN - 2009**

FY 2009-10 TO FY 2013-14

WATER PROJECTS SUMMARY

<u>FISCAL YEAR</u>	<u>TOTAL COST</u>
FY 2009-10	\$9,270,000
FY 2010-11	\$5,415,000
FY 2011-12	\$25,960,000
FY 2012-13	\$1,790,000
FY 2013-14	<u>\$1,000,000</u>
GRAND TOTAL:	\$43,435,000

**VENTURA COUNTY PUBLIC WORKS AGENCY
WATER & SANITATION DEPARTMENT**

Project Name: Well No.20 Pumps & Water
Treatment Facility

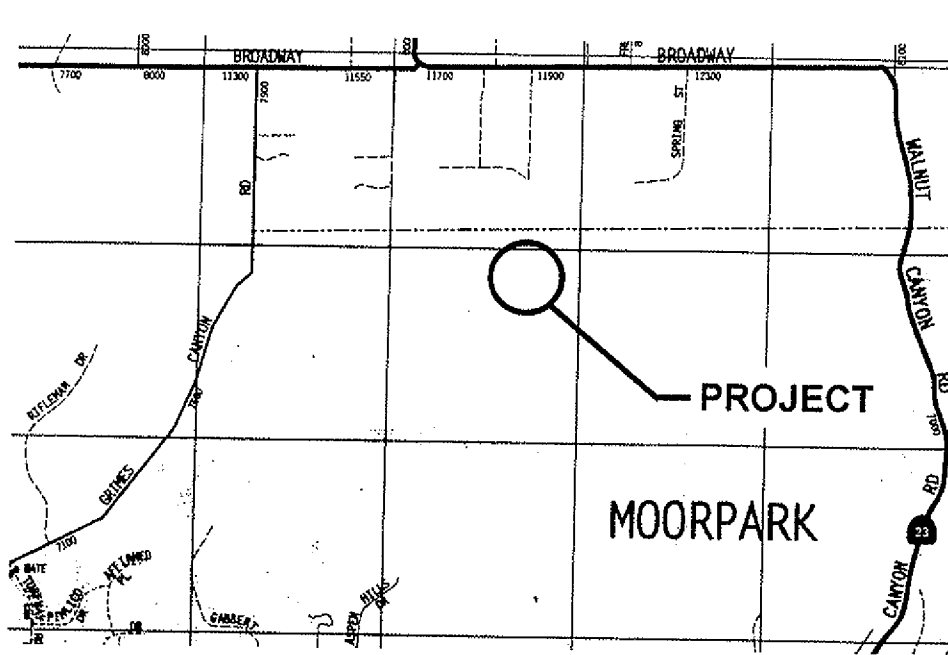
Project No.: 31831

Supr. District: 4

Unincorporated Area: N/A

City of: Moorpark

LOCATION MAP



SCOPE OF WORK AND OBJECTIVE

Install pumps and iron & manganese treatment facility which will provide greater flexibility in the water supply to 944 Pressure Zone.

SCHEDULED FUNDING (2009 \$s)

ESTIMATED COST PER FISCAL YEAR

	Prev Yrs	2009-10	2010-11	2011-12	2012-13	2013-14
Design	105,000	0				
Right-of-Way		0				
Con. Eng/Insp.		130,000				
Construction		1,070,000				
Misc.*		0				
FY TOTAL	\$105,000	\$1,200,000				

Total Estimated Cost: \$1,305,000

ENVIRONMENTAL REQUIREMENTS

Cat. Ex. X Neg. Dec. EIR/EIS Date Completed Date Filed

REMARKS

VCWWD No. 1 - Water

*Mitigation cost - N/A.

Prepared by: C. Muñoz

Date: 3/09

**VENTURA COUNTY PUBLIC WORKS AGENCY
WATER & SANITATION DEPARTMENT**

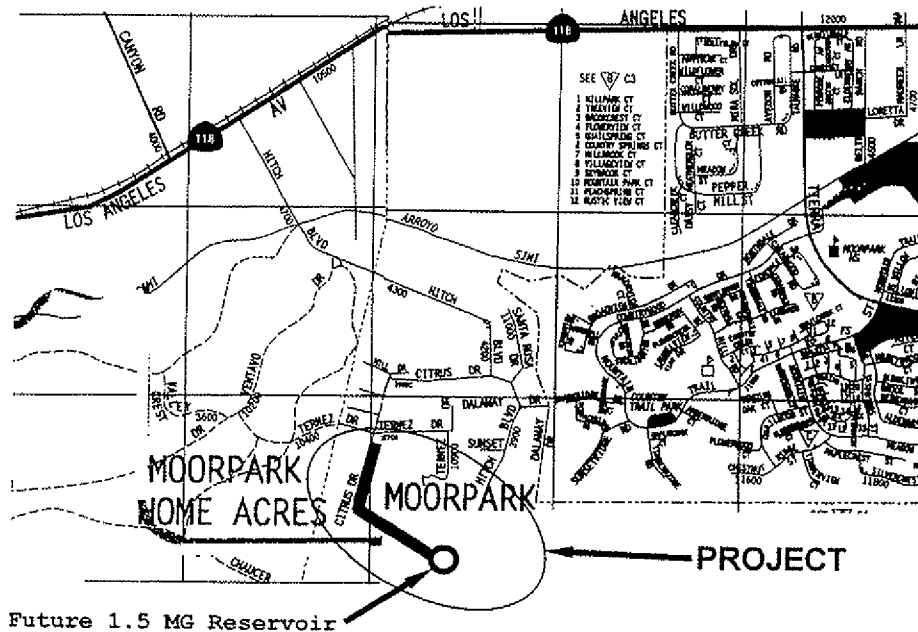
Project Name: Home Acres 757 Reservoir Grading & Transmission Line Project No.: 31889

Supr. District: 4

Unincorporated Area: X

City of: N/A

LOCATION MAP



SCOPE OF WORK AND OBJECTIVE

Preparation of ground surface for the construction of 757 Reservoir and installation of approximately 3,500 LF of 12" Water Line to improve operational flexibility in the 757 Zone per Master Plan.

SCHEDULED FUNDING (2009 \$s)

ESTIMATED COST PER FISCAL YEAR

	Prev.Yrs	2009-10	2010-11	2011-12	2012-13	2013-14
Design		50,000				
Right-of-Way		10,000				
Con. Eng/Insp.		390,000				
Construction		2,600,000				
Misc.*		0				
FY TOTAL		\$3,050,000				

Total Estimated Cost: \$3,050,000

ENVIRONMENTAL REQUIREMENTS

Cat. Ex. ☐ Neg. Dec. ☒ EIR/EIS ☐ Date Completed 5/9/06 Date Filed 5/16/06

REMARKS

VCWWD No. 1 - Water
VCWWD No. 1 Water System Master Plan, October 1992.
*Mitigation cost - N/A.

Prepared by: C. Muñoz

Date: 3/09

**VENTURA COUNTY PUBLIC WORKS AGENCY
WATER & SANITATION DEPARTMENT**

Project Name: 994 and 1250 Pressure Zones Connection

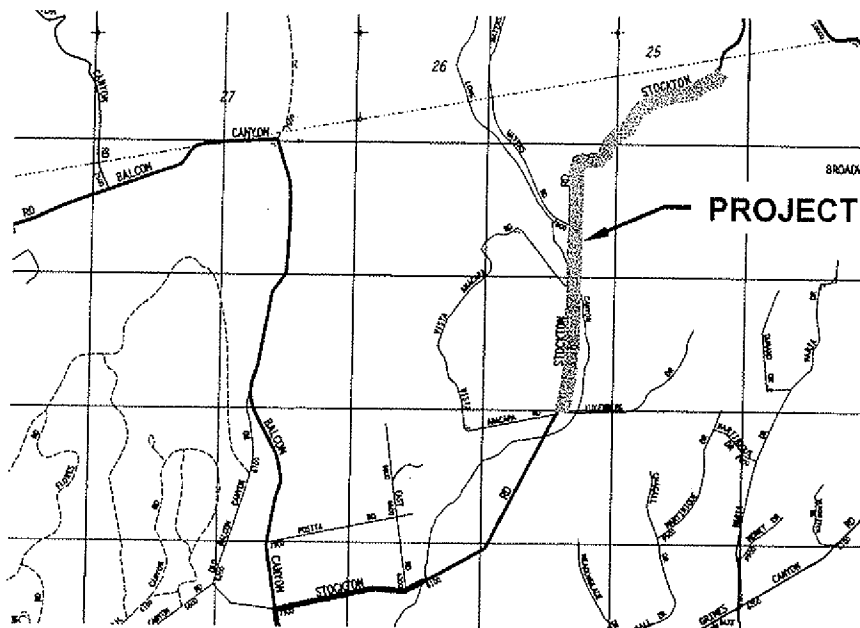
Project No.: N/A

Supr. District: 4

Unincorporated Area: X

City of: N/A

LOCATION MAP



SCOPE OF WORK AND OBJECTIVE

Install approximately 8,000 LF of 12-inch Water Line to connect 994 and 1250 Pressure Zones, and improve operational flexibility of the system

SCHEDULED FUNDING (2009 \$s)

ESTIMATED COST PER FISCAL YEAR

	Prev Yrs	2009-10	2010-11	2011-12	2012-13	2013-14
Design		100,000	0			
Right-of-Way		0	0			
Con. Eng/Insp.		0	20,000			
Construction		0	300,000			
Misc.*		0	0			
FY TOTAL		\$100,000	\$320,000			

Total Estimated Cost: \$420,000

ENVIRONMENTAL REQUIREMENTS

Cat. Ex. X Neg. Dec. EIR/EIS Date Completed Date Filed

REMARKS

VCWWD No. 1 - Water
Proposed Water System Map.
*Mitigation cost - N/A.

Prepared by: C. Muñoz

Date: 3/09

**VENTURA COUNTY PUBLIC WORKS AGENCY
WATER & SANITATION DEPARTMENT**

Project Name: Fairview Booster Pump Station

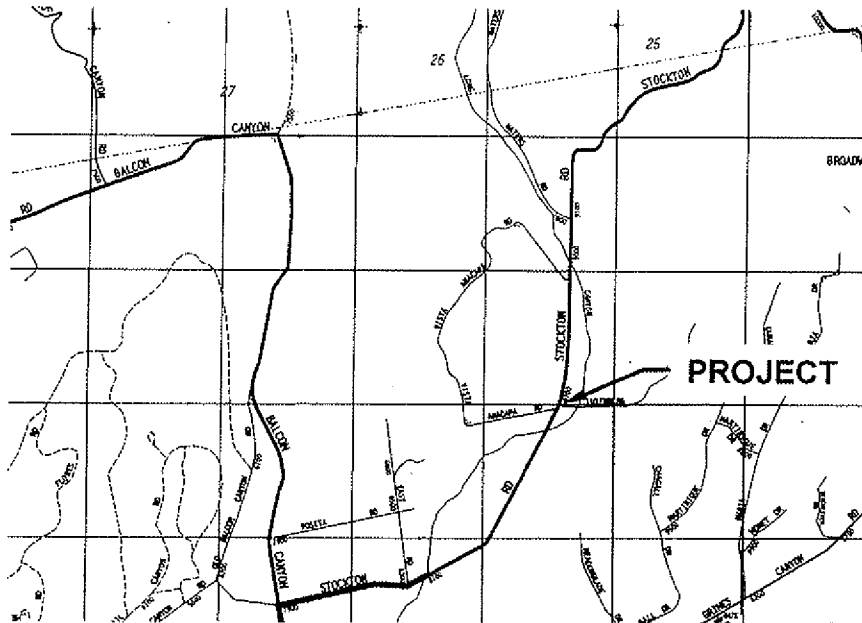
Project No.: N/A

Supr. District: 4

Unincorporated Area: X

City of: N/A

LOCATION MAP



SCOPE OF WORK AND OBJECTIVE

Construct a Booster Pump Station to provide greater flexibility in the water supply to the 1250 Pressure Zone

SCHEDULED FUNDING (2009 \$s)

ESTIMATED COST PER FISCAL YEAR

	Prev.Yrs	2009-10	2010-11	2011-12	2012-13	2013-14
Design		50,000				
Right-of-Way		10,000				
Con. Eng/Insp.		40,000				
Construction		400,000				
Misc.*		0				
FY TOTAL		\$500,000				

Total Estimated Cost: \$500,000

ENVIRONMENTAL REQUIREMENTS

Cat. Ex. X Neg. Dec. EIR/EIS Date Completed Date Filed

REMARKS

VCWWD No. 1 – Water

*Mitigation Cost – N/A

Prepared by: C. Muñoz

Date: 3/09

**VENTURA COUNTY PUBLIC WORKS AGENCY
WATER & SANITATION DEPARTMENT**

Project Name: Desalting of Brackish Groundwater in South Las Posas Basin

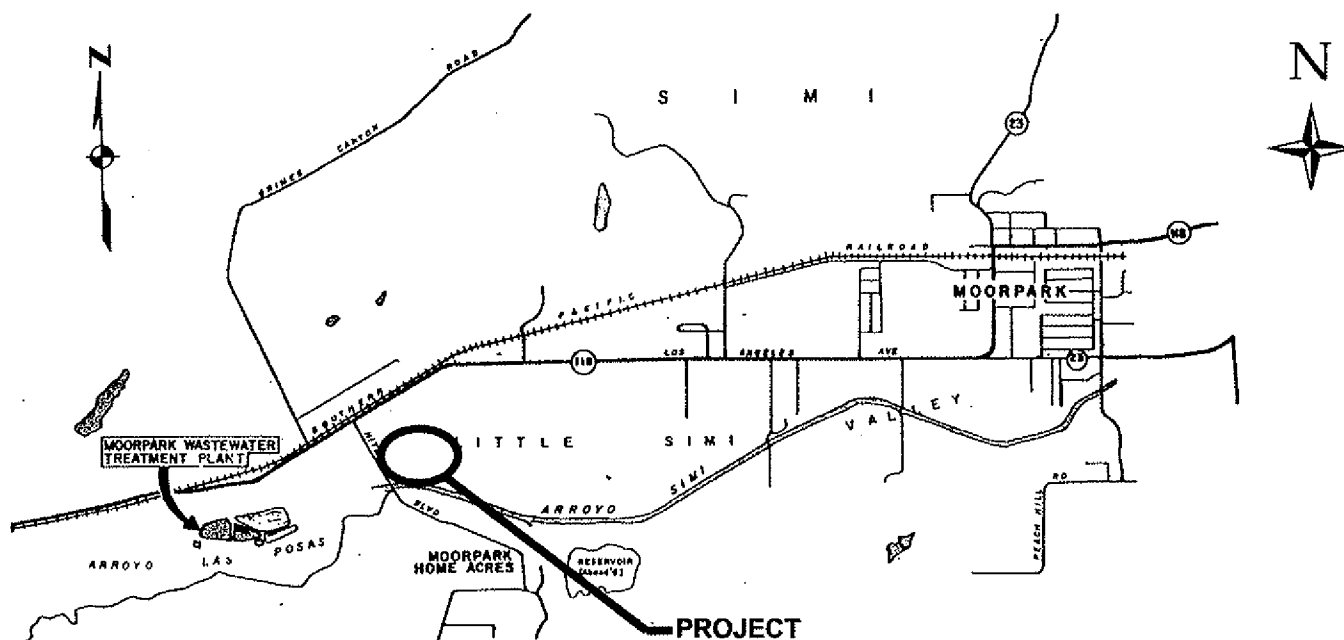
Project No.: N/A

Supr. District: 4

Unincorporated Area: X

City of: N/A

LOCATION MAP



SCOPE OF WORK AND OBJECTIVE

Construct a Well Field and Wellhead Treatment facility within South Las Posas Basin to improve water quality and use as an alternate source of water supply.

SCHEDULED FUNDING (2009 \$s)

ESTIMATED COST PER FISCAL YEAR

	Prev Yrs	2009-10	2010-11	2011-12	2012-13	2013-14
Design	200,000	400,000	300,000	0		
Right-of-Way	0	100,000	100,000	0		
Con. Eng/Insp.	0	0	100,000	0		
Construction	0	0	1,400,000	24,000,000		
Misc.*	0	0	0	0		
FY TOTAL	\$200,000	\$500,000	\$1,900,000	\$24,000,000		

Total Estimated Cost: \$26,600,000

ENVIRONMENTAL REQUIREMENTS

Cat. Ex. ___ Neg. Dec. X EIR/EIS ___ Date Completed ___ Date Filed ___

REMARKS

VCWWD No. 1 - Water

*Mitigation cost - N/A.

Prepared by: C. Muñoz

Date: 3/09

**VENTURA COUNTY PUBLIC WORKS AGENCY
WATER & SANITATION DEPARTMENT**

Project Name: Conversion of Chemical Feed System to Chloramines

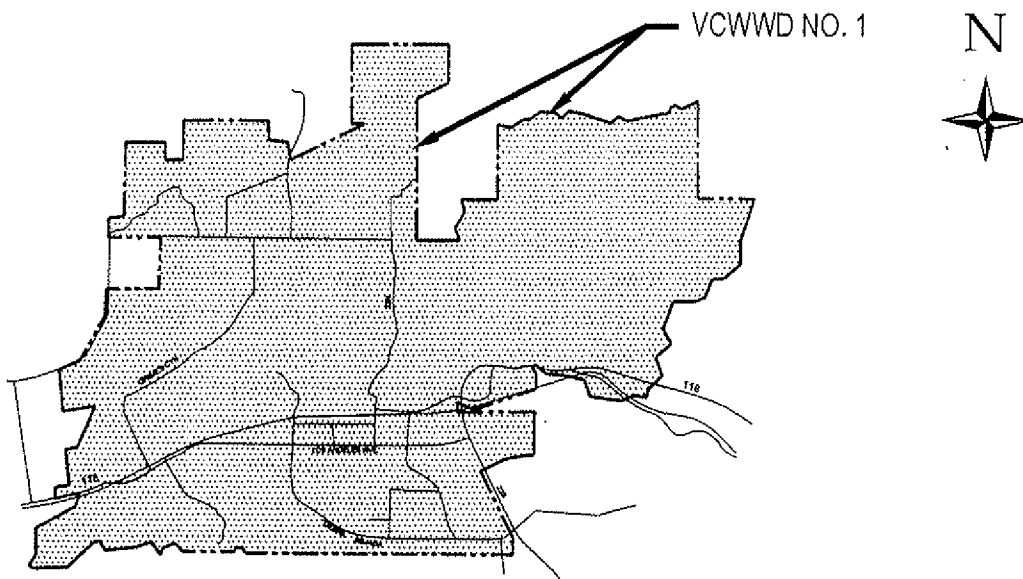
Project No.: N/A

Supr. District: 4

Unincorporated Area: X

City of: N/A

LOCATION MAP



SCOPE OF WORK AND OBJECTIVE

Conversion of Well Nos. 95, 96, 97, & 98 from Chemical Feed System to Chloramines to improve water quality and operational flexibility of the system.

SCHEDULED FUNDING (2009 \$s)

ESTIMATED COST PER FISCAL YEAR

	Prev.Yrs	2009-10	2010-11	2011-12	2012-13	2013-14
Design		30,000				
Right-of-Way		20,000				
Con. Eng/Insp.		20,000				
Construction		200,000				
Misc.*		0				
FY TOTAL		\$270,000				

Total Estimated Cost: \$270,000

ENVIRONMENTAL REQUIREMENTS

Cat. Ex. X Neg. Dec. EIR/EIS Date Completed Date Filed

REMARKS

VCWWD No. 1 – Water

*Mitigation Cost – N/A

Prepared by: C. Muñoz

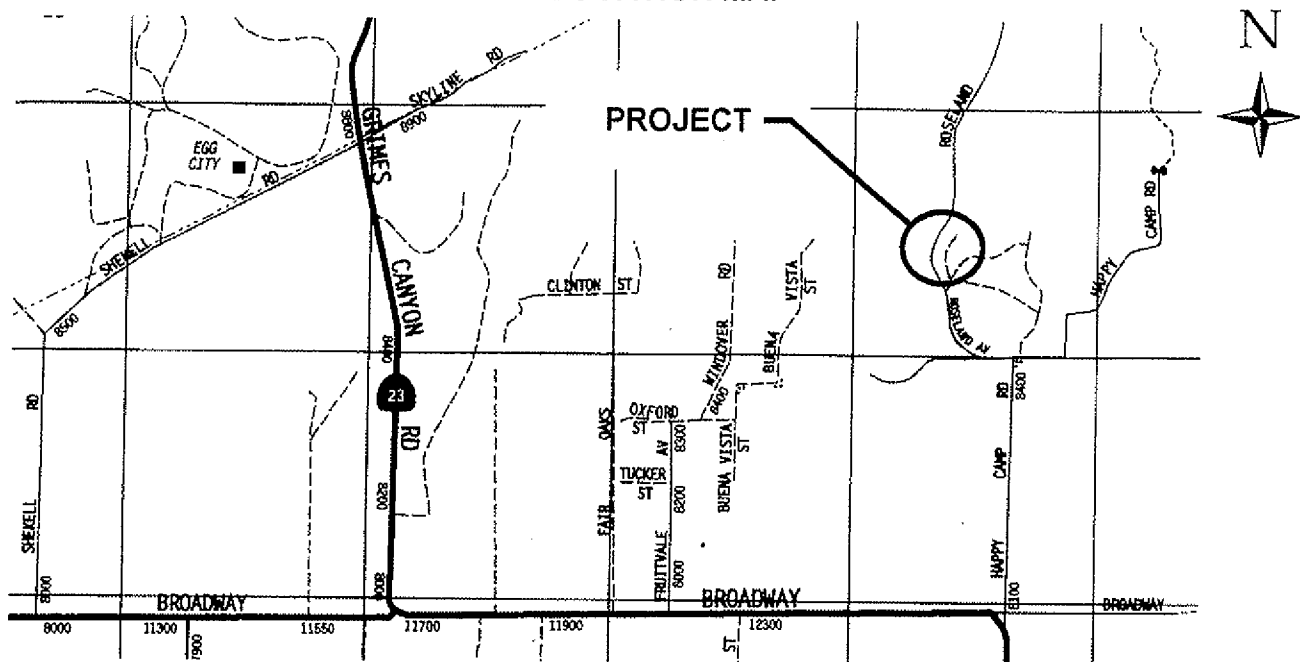
Date: 3/09

VENTURA COUNTY PUBLIC WORKS AGENCY WATER & SANITATION DEPARTMENT

Project Name: Roseland Booster Pump Station (1180 Hydro-pneumatic System near Calleguas Reservoir) Project No.: N/A

Supr. District: 4 Unincorporated Area: X City of: N/A

LOCATION MAP



SCOPE OF WORK AND OBJECTIVE

Installation of hydro-pneumatic system in the 1180 Zone near Calleguas MWD reservoir to provide adequate pressure to existing customers and mitigate concerns on water quality and nitrification.

SCHEDULED FUNDING (2009 \$s)

ESTIMATED COST PER FISCAL YEAR

	Prev Yrs	2009-10	2010-11	2011-12	2012-13	2013-14
Design	30,000	20,000				
Right-of-Way		10,000				
Con. Eng/Insp.		100,000				
Construction		675,000				
Misc.*		0				
FY TOTAL	\$30,000	\$805,000				

Total Estimated Cost: \$835,000

ENVIRONMENTAL REQUIREMENTS

Cat. Ex. X Neg. Dec. EIR/EIS Date Completed Date Filed

REMARKS

VCWWD No. 1 - Water

*Mitigation cost - N/A.

Prepared by: C. Muñoz

Date: 3/09

**VENTURA COUNTY PUBLIC WORKS AGENCY
WATER & SANITATION DEPARTMENT**

Project Name: General Water System Improvements

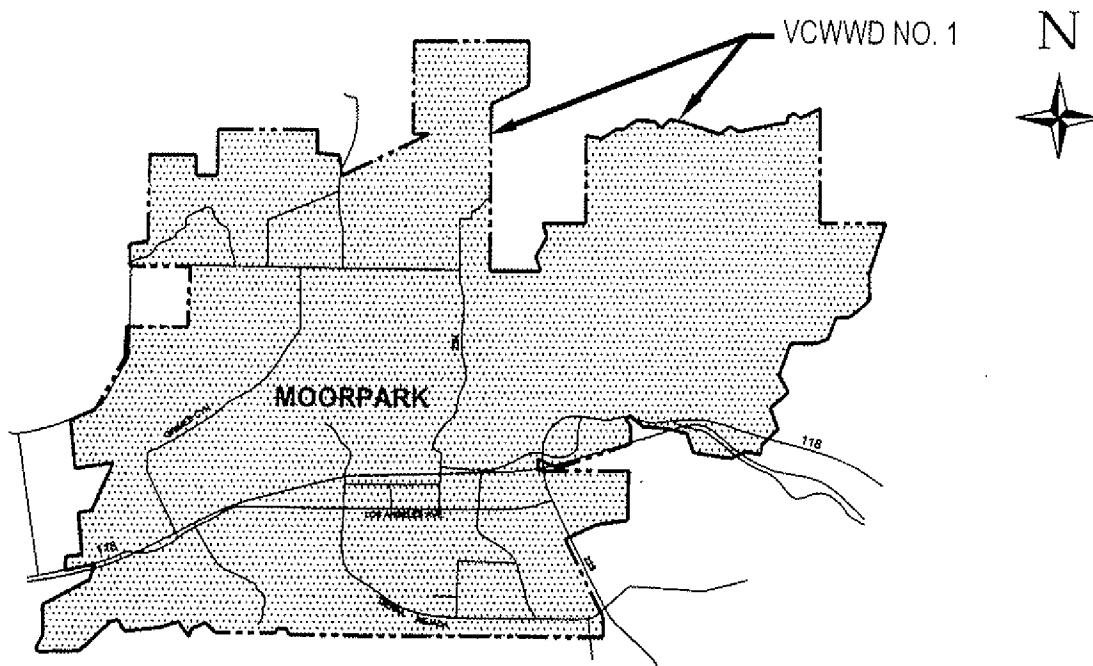
Project No.: N/A

Supr. District: 4

Unincorporated Area: X

City of: Moorpark

LOCATION MAP



SCOPE OF WORK AND OBJECTIVE

Unidentified water system improvements throughout the District to comply with Federal and State requirements and to improve the efficiency and flexibility of the system.

SCHEDULED FUNDING (2009 \$s)

ESTIMATED COST PER FISCAL YEAR

	Prev.Yrs	2009-10	2010-11	2011-12	2012-13	2013-14
Design		130,000	90,000	90,000	90,000	90,000
Right-of-Way		0	0	0	0	0
Con.Eng/Insp		90,000	60,000	60,000	60,000	60,000
Construction		1,225,000	850,000	850,000	850,000	850,000
Misc.*		0	0	0	0	0
FY TOTAL		\$1,445,000	\$1,000,000	\$1,000,000	\$1,000,000	\$1,000,000

Total Estimated Cost: \$5,445,000

ENVIRONMENTAL REQUIREMENTS

Cat. Ex. X Neg. Dec. X EIR/EIS___ Date Completed _____ Date Filed _____

REMARKS

VCWWD No. 1 - Water

*Mitigation cost - N/A.

Prepared by: C. Muñoz

Date: 3/09

**7ENTURA COUNTY PUBLIC WORKS AGENCY
WATER & SANITATION DEPARTMENT**

Project Name: Well No. 95 & 98 Water Treatment Facility

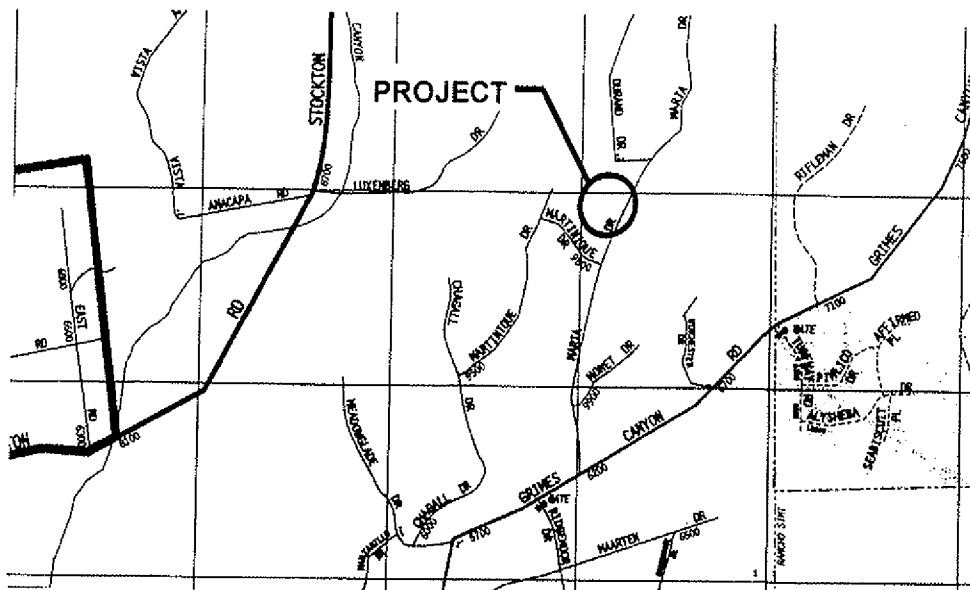
Project No.: N/A

Supr. District: 4

Unincorporated Area: X

City of: N/A

LOCATION MAP



SCOPE OF WORK AND OBJECTIVE

Construction of water treatment facility to comply with Department of Health Services water quality requirements for Iron and Manganese.

SCHEDULED FUNDING (2009 \$s)

ESTIMATED COST PER FISCAL YEAR

	Prev Yrs	2009-10	2010-11	2011-12	2012-13	2013-14
Design			100,000			
Right-of-Way			0			
Con. Eng/Insp.			35,000			
Construction			400,000			
Misc.*			0			
FY TOTAL			\$535,000			

Total Estimated Cost: \$535,000

ENVIRONMENTAL REQUIREMENTS

Cat. Ex. X Neg. Dec. EIR/EIS Date Completed Date Filed

REMARKS

VCWWD No. 1 - Water

*Mitigation cost - N/A.

Prepared by: C. Muñoz

Date: 3/09

**VENTURA COUNTY PUBLIC WORKS AGENCY
WATER & SANITATION DEPARTMENT**

Project Name: 10-inch Water Line from Ternez Dr. and
Citrus Dr. Intersection Eastward at 757 Zone

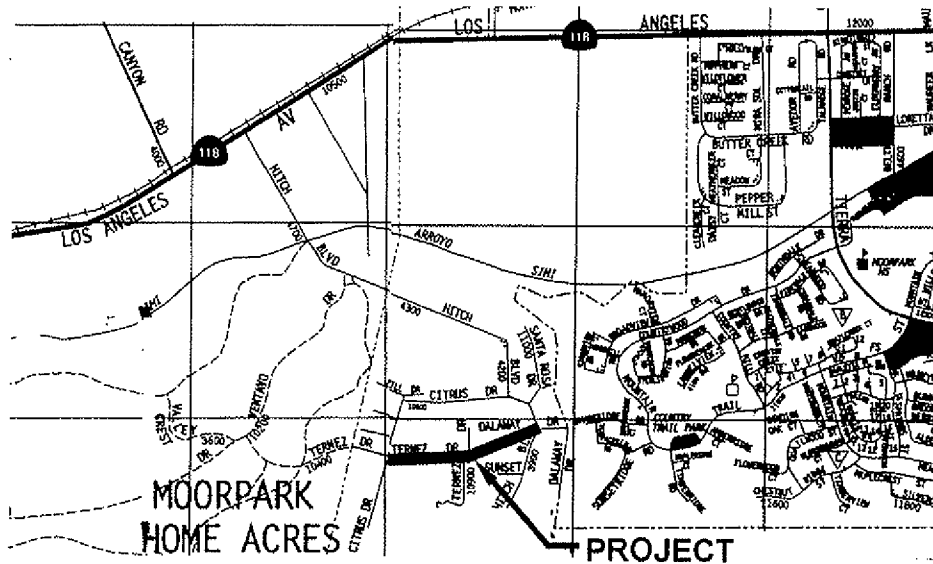
Project No.: N/A

Supr. District: 4

Unincorporated Area: X

City of: N/A

LOCATION MAP



SCOPE OF WORK AND OBJECTIVE

Install approximately 4,000 lf of 10-inch water line to connect 757 pressure zone and Home Acres per Master Plan, and improve the operational flexibility in the system.

SCHEDULED FUNDING (2009 s)

ESTIMATED COST PER FISCAL YEAR

	Prev.Yrs	2009-10	2010-11	2011-12	2012-13	2013-14
Design			30,000			
Right-of-Way			10,000			
Con. Eng/Insp.			15,000			
Construction			215,000			
Misc.*			0			
FY TOTAL			\$270,000			

Total Estimated Cost: \$ 270,000

ENVIRONMENTAL REQUIREMENTS

Cat. Ex. _ Neg. Dec. X EIR/EIS _ Date Completed _ Date Filed _

REMARKS

VCWWD No. 1 - Water
VCWWD No. 1 Water System Master Plan, October 1992.
*Mitigation cost - N/A.

Prepared by: C. Muñoz

Date: 3/09

VENTURA COUNTY PUBLIC WORKS AGENCY WATER & SANITATION DEPARTMENT

Project Name: 10-inch Water Line from Pecan Ave.
Northward at 944 Zone

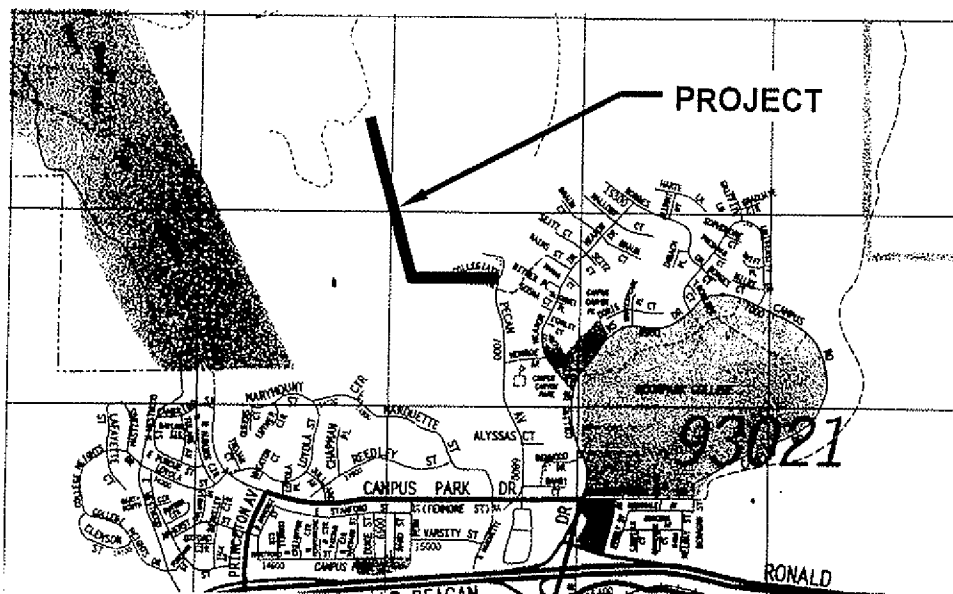
Project No.: N/A

Supr. District: 4

Unincorporated Area: X

City of: Moorpark

LOCATION MAP



SCOPE OF WORK AND OBJECTIVE

Install approximately 3,500 lf of 10-inch water line to connect 944 and 1180 pressure zones per Master Plan and to improve operational flexibility in the system.

SCHEDULED FUNDING (2009 \$s)

ESTIMATED COST PER FISCAL YEAR

	Prev.Yrs	2009-10	2010-11	2011-12	2012-13	2013-14
Design			25,000			
Right-of-Way			10,000			
Con. Eng/Insp.			10,000			
Construction			190,000			
Misc.*			0			
FY TOTAL			\$235,000			

Total Estimated Cost: \$235,000

ENVIRONMENTAL REQUIREMENTS

Cat. Ex. _ Neg. Dec. X EIR/EIS _ Date Completed _____ Date Filed _____

REMARKS

VCWWD No. 1 - Water
VCWWD No. 1 Water System Master Plan, October 1992.
*Mitigation cost - N/A.

Prepared by: C. Muñoz

Date: 3/09

**VENTURA COUNTY PUBLIC WORKS AGENCY
WATER & SANITATION DEPARTMENT**

Project Name: Replacement of Five Pressure
Reducing Stations

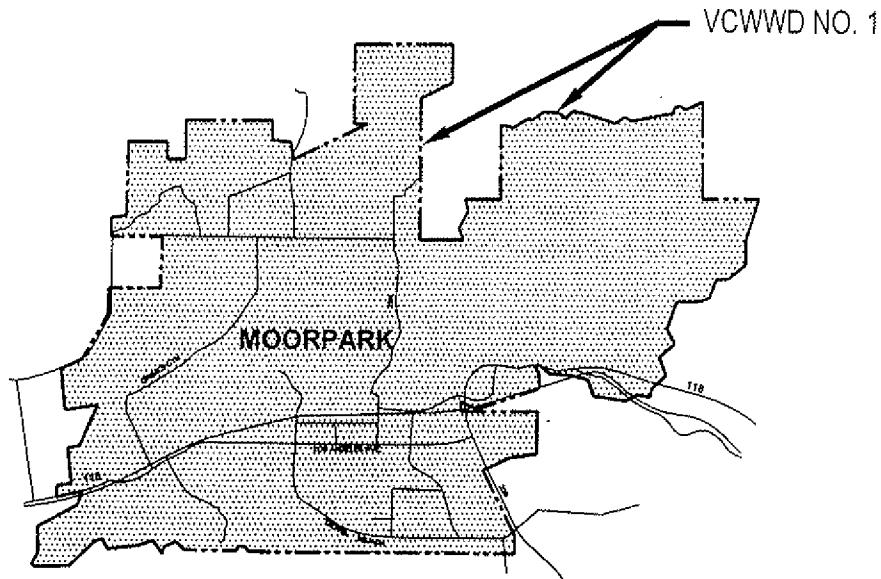
Project No.: 31774

Supr. District: 4

Unincorporated Area: X

City of: N/A

LOCATION MAP



SCOPE OF WORK AND OBJECTIVE

Replace deteriorating pressure reducing stations at Broadway/Stockton Road, Hitch Blvd., Cedarpine Lane, Grimes Canyon Road, and near Well 97 to improve efficiency and eliminate safety hazards associated with confined space entry.

SCHEDULED FUNDING (2009 \$s)

ESTIMATED COST PER FISCAL YEAR

	Prev.Yrs	2009-10	2010-11	2011-12	2012-13	2013-14
Design			10,000			
Right-of-Way			0			
Con. Eng/Insp.			25,000			
Construction			215,000			
Misc.*			0			
FY TOTAL			\$250,000			

Total Estimated Cost: \$250,000

ENVIRONMENTAL REQUIREMENTS

Cat. Ex. X Neg. Dec. EIR/EIS Date Completed Date Filed

REMARKS

VCWWD No. 1 - Water

*Mitigation cost - N/A.

Prepared by: C. Muñoz

Date: 3/09

**VENTURA COUNTY PUBLIC WORKS AGENCY
WATER & SANITATION DEPARTMENT**

Project Name: Replacement of Water Lines on
Roberts Ave., Esther Ave. and Sherman Ave.

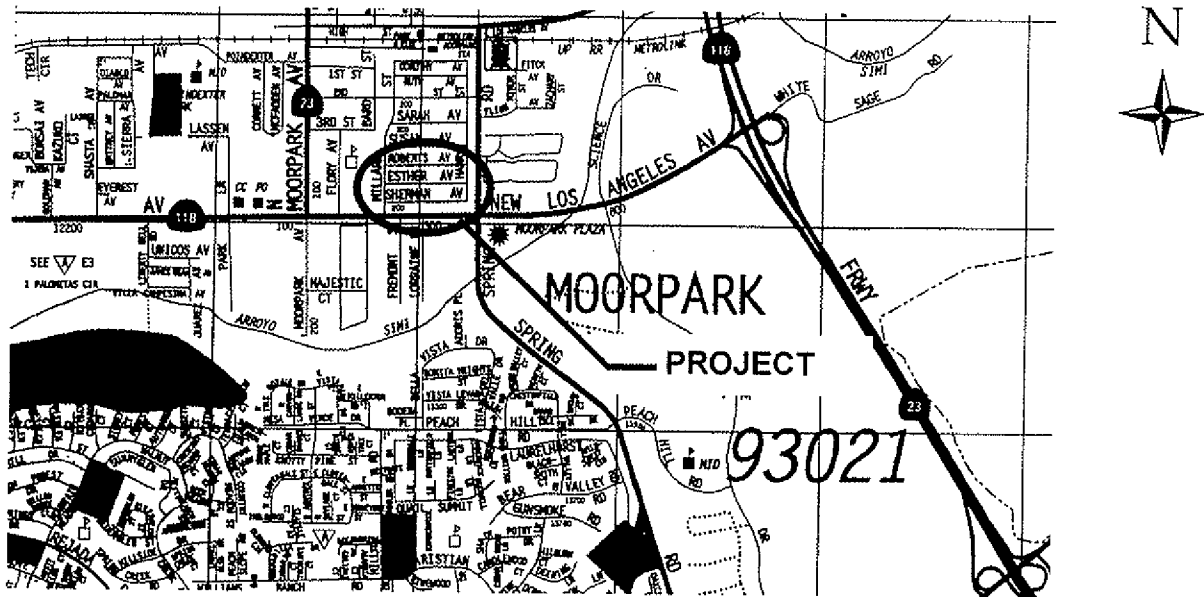
Project No.: N/A

Supr. District: 4

Unincorporated Area: N/A

City of: Moorpark

LOCATION MAP



SCOPE OF WORK AND OBJECTIVE

Installation of approximately 3,300 LF of 8-inch water line to replace the substandard and aging 4-inch lines to comply with Title 22 requirements.

SCHEDULED FUNDING (2009 \$s)

ESTIMATED COST PER FISCAL YEAR

	Prev.Yrs	2009-10	2010-11	2011-12	2012-13	2013-14
Design			20,000			
Right-of-Way			0			
Con. Eng/Insp.			10,000			
Construction			150,000			
Misc.*			0			
FY TOTAL			\$180,000			

Total Estimated Cost: \$180,000

ENVIRONMENTAL REQUIREMENTS

Cat. Ex. X Neg. Dec. EIR/EIS Date Completed Date Filed

REMARKS

VCWWD No. 1 - Water

*Mitigation cost - N/A.

Prepared by: C. Muñoz

Date: 3/09

**VENTURA COUNTY PUBLIC WORKS AGENCY
WATER & SANITATION DEPARTMENT**

Project Name: 2.0 MG Reservoir between Grimes Canyon Rd. and Stockton Rd. at 757 Zone

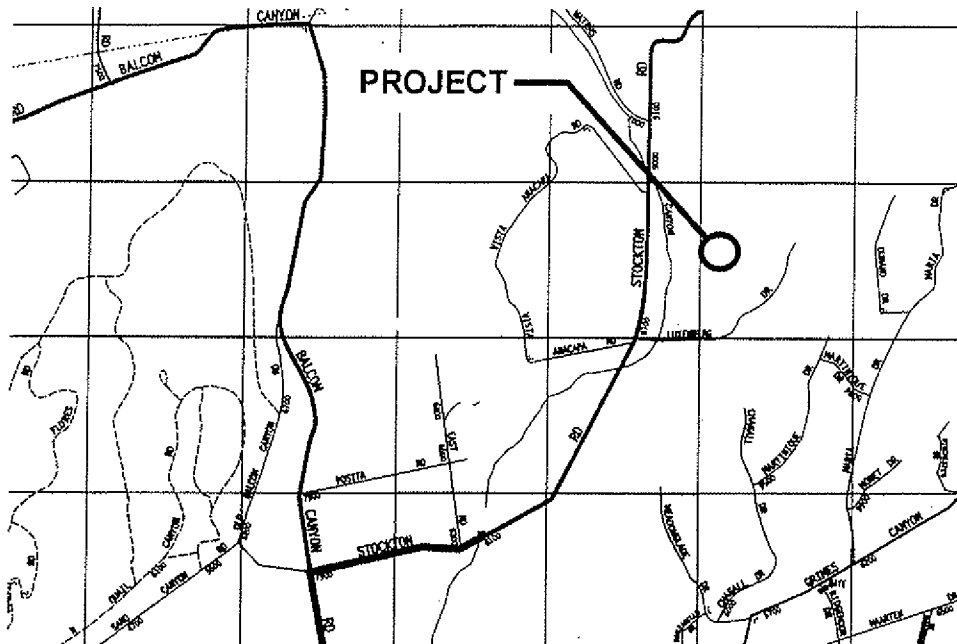
Project No.: N/A

Supr. District: 4

Unincorporated Area: X

City of: N/A

LOCATION MAP



SCOPE OF WORK AND OBJECTIVE

Construct a 2.0-MG steel reservoir and appurtenant work to meet water storage requirements and improve flexibility in the 757 zone per Master Plan.

SCHEDULED FUNDING (2009 \$s)

ESTIMATE COST PER FISCAL YEAR

	Prev.Yrs	2009-10	2010-11	2011-12	2012-13	2013-14
Design			50,000	0		
Right-of-Way			15,000	0		
Con. Eng/Insp.			10,000	20,000		
Construction			225,000	545,000		
Misc.*			0	0		
FY TOTAL			\$300,000	\$565,000		

Total Estimated Cost: \$865,000

ENVIRONMENTAL REQUIREMENTS

Cat. Ex. ☐ Neg. Dec. ☒ EIR/EIS ☐ Date Completed ☐ Date Filed ☐

REMARKS

VCWWD No. 1 - Water
VCWWD No. 1 Water System Master Plan, October 1992.

*Mitigation cost - N/A.

Prepared by: C. Muñoz

Date: 3/09

**VENTURA COUNTY PUBLIC WORKS AGENCY
WATER & SANITATION DEPARTMENT**

Project Name: 8-inch Water Line between Stockton Rd.
and Grimes Canyon Rd. at 757 Zone

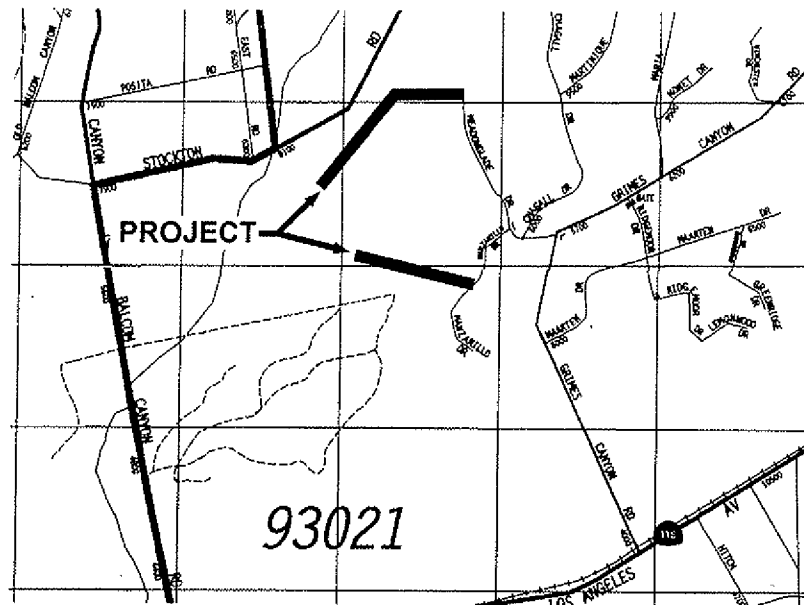
Project No.: N/A

Supr. District: 4

Unincorporated Area: X

City of: N/A

LOCATION MAP



SCOPE OF WORK AND OBJECTIVE

Install approximately 5,700 lf of 8-inch water line and appurtenant work to improve operational flexibility in the system per Master Plan.

SCHEDULED FUNDING (2009 \$s)

ESTIMATED COST PER FISCAL YEAR

	Prev.Yrs	2009-10	2010-11	2011-12	2012-13	2013-14
Design			30,000			
Right-of-Way			25,000			
Con. Eng/Insp.			25,000			
Construction			240,000			
Misc.*			0			
FY TOTAL			\$320,000			

Total Estimated Cost: \$320,000

ENVIRONMENTAL REQUIREMENTS

Cat. Ex. _ Neg. Dec. X EIR/EIS_ Date Completed _____ Date Filed _____

REMARKS

VCWWD No. 1 - Water
VCWWD No. 1 Water System Master Plan, October 1992.
*Mitigation cost - N/A.

Prepared by: C. Muñoz

Date: 3/09

**VENTURA COUNTY PUBLIC WORKS AGENCY
WATER & SANITATION DEPARTMENT**

Project Name: 10-inch Water Line between Grimes
Canyon Rd. and Stockton Rd. at 757 Zone

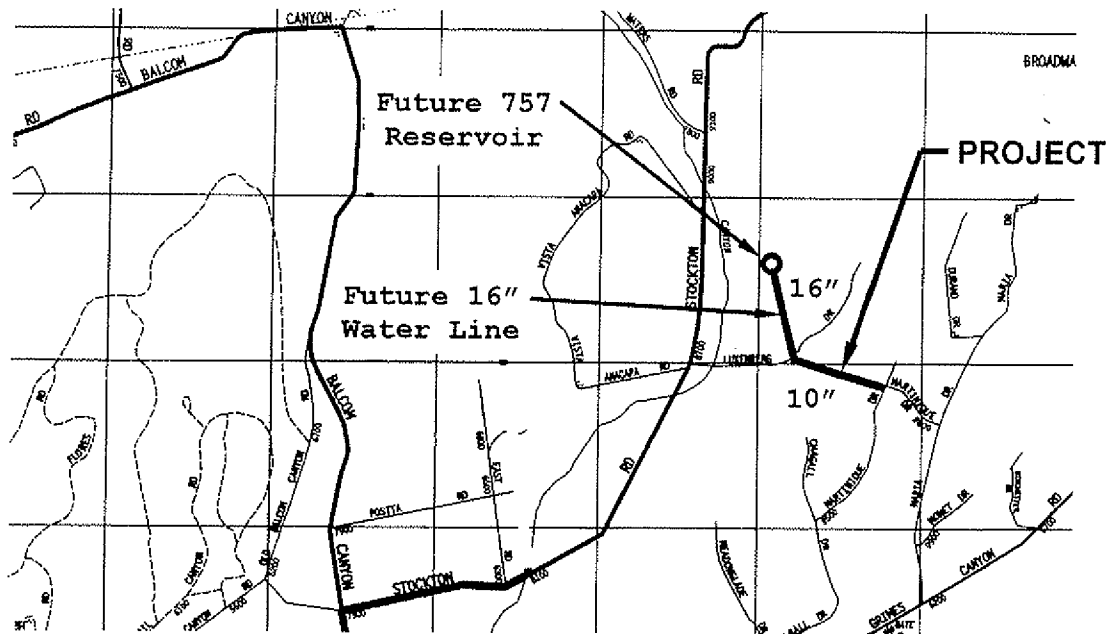
Project No.: N/A

Supr. District: 4

Unincorporated Area: X

City of: N/A

LOCATION MAP



SCOPE OF WORK AND OBJECTIVE

Install approximately 1,550 lf of 10-inch water line to connect the future 2.0-MG 757 reservoir and improve operational flexibility in the 757 pressure zone per Master Plan.

SCHEDULED FUNDING (2009 \$s)

ESTIMATED COST PER FISCAL YEAR

	Prev.Yrs	2009-10	2010-11	2011-12	2012-13	2013-14
Design			15,000			
Right of Way			5,000			
Con. Eng/Insp.			10,000			
Construction			75,000			
Misc.*			0			
FY TOTAL			\$105,000			

Total Estimated Cost: \$105,000

ENVIRONMENTAL REQUIREMENTS

Cat. Ex. _ Neg. Dec. X EIR/EIS _ Date Completed _____ Date Filed _____

REMARKS

VCWWD No. 1 - Water
VCWWD No. 1 Water System Master Plan, October 1992.
*Includes mitigation cost.

Prepared by: C. Muñoz

Date: 3/09

VENTURA COUNTY PUBLIC WORKS AGENCY WATER & SANITATION DEPARTMENT

Project Name: 16-inch Water Line between Grimes Canyon Rd. and Stockton Rd. at 757 Zone

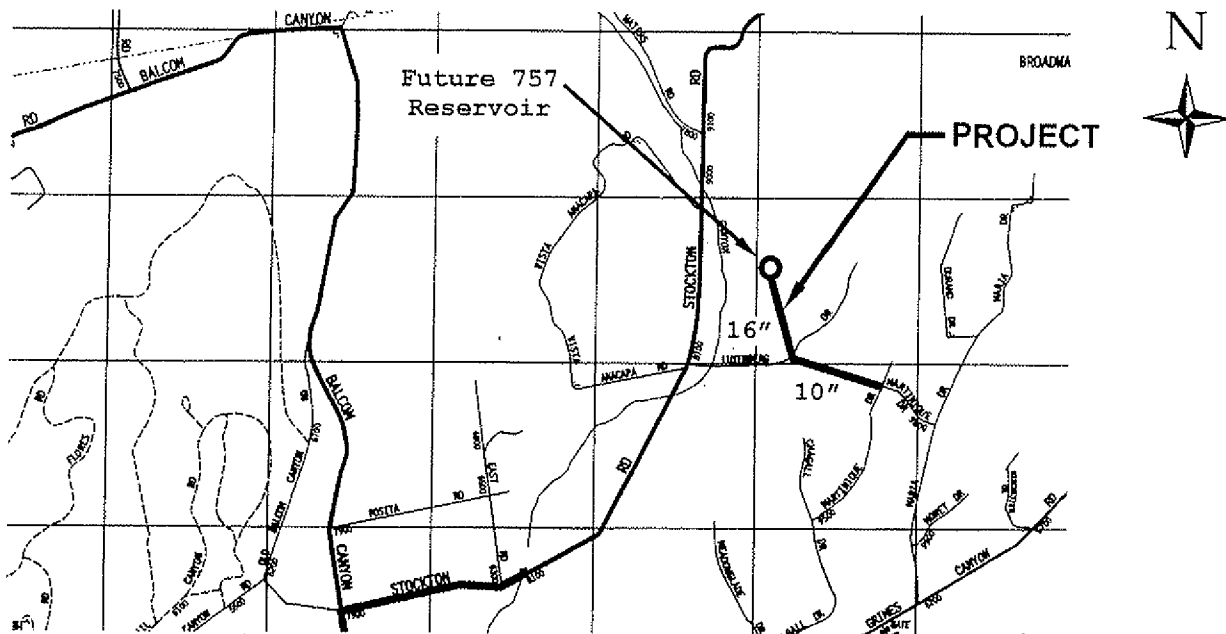
Project No. N/A

Supr. District: 4

Unincorporated Area: X

City of: N/A

LOCATION MAP



SCOPE OF WORK AND OBJECTIVE

Install approximately 1,700 lf of 16-inch water line and appurtenant work to connect future 2.0 MG 757 pressure zone reservoir to the main line per Master Plan.

SCHEDULED FUNDING (2009 \$s)

ESTIMATED COST PER FISCAL YEAR

	Prev.Yrs	2009-10	2010-11	2011-12	2012-13	2013-14
Design				15,000		
Right-of-Way				5,000		
Con. Eng/Insp.				10,000		
Construction				145,000		
Misc.*				0		
FY TOTAL				\$175,000		

Total Estimated Cost: \$175,000

ENVIRONMENTAL REQUIREMENTS

Cat. Ex. ☐ Neg. Dec. ☒ EIR/EIS ☐ Date Completed ☐ Date Filed ☐

REMARKS

VCWWD No. 1 - Water
VCWWD No. 1 Water System Master Plan, October 1992.
*Mitigation cost - N/A.

Prepared by: A. I. Braza

Date: 3/09

**VENTURA COUNTY PUBLIC WORKS AGENCY
WATER & SANITATION DEPARTMENT**

Project Name: 8-inch Water Line between Stockton Rd. and Grimes Canyon Rd. at 944 Zone

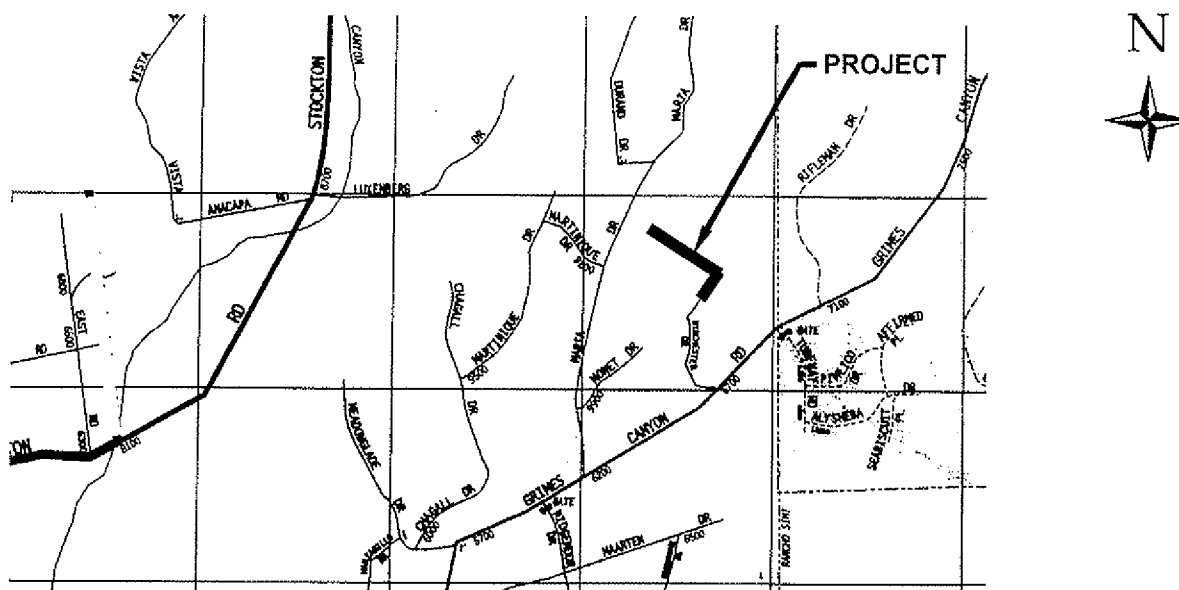
Project No.: N/A

Supr. District: 4

Unincorporated Area: X

City of: N/A

LOCATION MAP



SCOPE OF WORK AND OBJECTIVE

Install approximately 1,600 lf of 8-inch water line and appurtenant work to improve operational flexibility in the system per Master Plan.

SCHEDULED FUNDING (2009 \$s)

ESTIMATED COST PER FISCAL YEAR

	Prev.Yrs	2009-10	2010-11	2011-12	2012-13	2013-14
Design				10,000		
Right-of-Way				5,000		
Con. Eng/Insp.				5,000		
Construction				70,000		
Misc.*				0		
FY TOTAL				\$ 90,000		

Total Estimated Cost: \$90,000

ENVIRONMENTAL REQUIREMENTS

Cat. Ex. _ Neg. Dec. X EIR/EIS_ Date Completed _____ Date Filed _____

REMARKS

VCWWD No. 1 - Water
VCWWD No. 1 Water System Master Plan, October 1992.
*Mitigation cost - N/A.

Prepared by: C. Muñoz

Date: 3/09

**VENTURA COUNTY PUBLIC WORKS AGENCY
WATER & SANITATION DEPARTMENT**

Project Name: 10-inch Water Line North of Intersection of
L. A. Ave. & Hitch Blvd. at 757 Zone

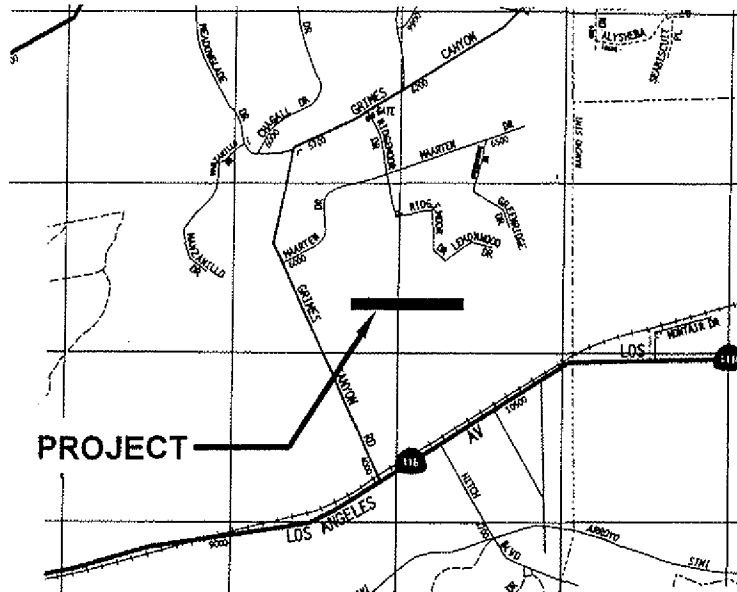
Project No.: N/A

Supr. District: 4

Unincorporated Area: X

City of: N/A

LOCATION MAP



SCOPE OF WORK AND OBJECTIVE

Install approximately 2,000 lf of 10-inch water line and appurtenant work to
Improve operational flexibility in the system per Master Plan.

SCHEDULED FUNDING (2009 \$s)

ESTIMATED COST PER FISCAL YEAR

	Prev.Yrs	2009-10	2010-11	2011-12	2012-13	2013-14
Design				20,000		
Right-of-Way				5,000		
Con. Eng/Insp.				15,000		
Construction				90,000		
Misc.*				0		
FY TOTAL				\$130,000		

Total Estimated Cost: \$ 130,000

ENVIRONMENTAL REQUIREMENTS

Cat. Ex. _ Neg. Dec. X EIR/EIS _ Date Completed _____ Date Filed _____

REMARKS

VCWWD No. 1 - Water
VCWWD No. 1 Water System Master Plan, October 1992.
*Mitigation cost - N/A.

Prepared by: C. Muñoz

Date: 3/09

**VENTURA COUNTY PUBLIC WORKS AGENCY
WATER & SANITATION DEPARTMENT**

Project Name: 12-inch Water Line between Stockton Rd. and Well No. 98 at 944 Zone

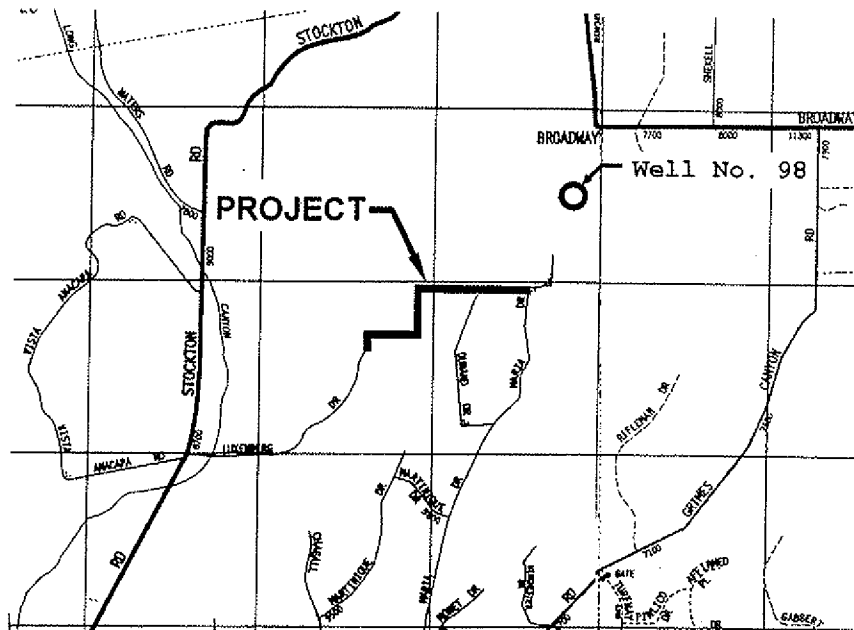
Project No.: N/A

Supr. District: 4

Unincorporated Area: X

City of: N/A

LOCATION MAP



SCOPE OF WORK AND OBJECTIVE

Install approximately 3,550 lf of 12-inch water line and appurtenant work to improve operational flexibility in the system per Master Plan.

SCHEDULED FUNDING (2009 \$\$)

ESTIMATED COST PER FISCAL YEAR

	Prev.Yrs	2009-10	2010-11	2011-12	2012-13	2013-14
Design					30,000	
Right-of-Way					10,000	
Con. Eng/Insp.					25,000	
Construction					205,000	
Misc.*					0	
FY TOTAL					\$270,000	

Total Estimated Cost: \$270,000

ENVIRONMENTAL REQUIREMENTS

Cat. Ex. _ Neg. Dec. X EIR/EIS _ Date Completed _ Date Filed _

REMARKS

VCWWD No. 1 - Water
Proposed Water System Map. VCWWD No. 1 Water System Master Plan, October 1992.
*Mitigation cost - N/A.

Prepared by: C. Muñoz

Date: 3/09

**VENTURA COUNTY PUBLIC WORKS AGENCY
WATER & SANITATION DEPARTMENT**

Project Name: 12-inch Water Line South of
Well No. 98 at 944 Zone

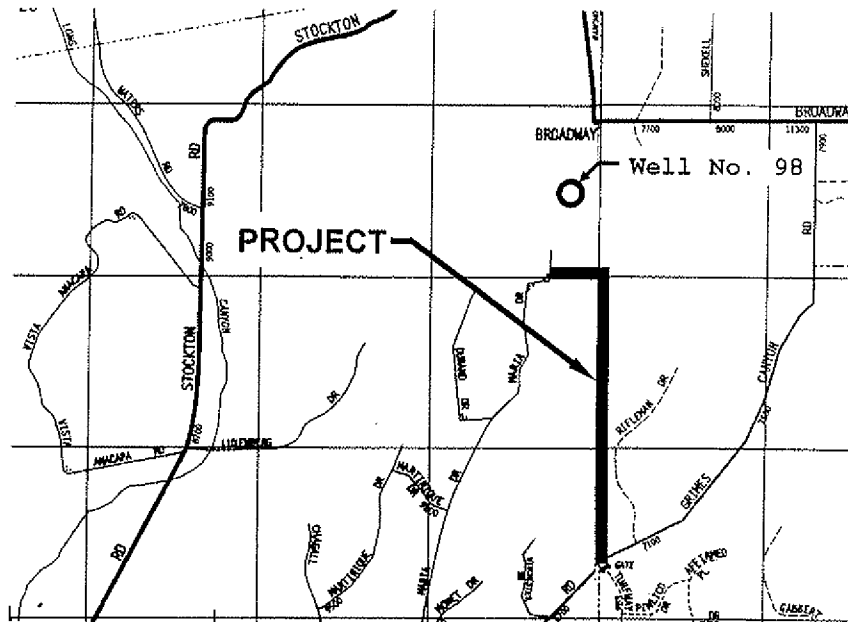
Project No.: N/A

Supr. District: 4

Unincorporated Area: X

City of: N/A

LOCATION MAP



SCOPE OF WORK AND OBJECTIVE

Install approximately 6,850 lf of 12-inch water line and appurtenant work to improve operational flexibility in the system per Master Plan.

SCHEDULED FUNDING (2009 \$s)

ESTIMATED COST PER FISCAL YEAR

	Prev.Yrs	2009-10	2010-11	2011-12	2012-13	2013-14
Design					55,000	
Right-of-Way					20,000	
Con. Eng/Insp.					35,000	
Construction					410,000	
Misc.*					0	
FY TOTAL					\$520,000	

Total Estimated Cost: \$520,000

ENVIRONMENTAL REQUIREMENTS

Cat. Ex. _ Neg. Dec. X EIR/EIS _ Date Completed ____ Date Filed ____

REMARKS

VCWWD No. 1 - Water
VCWWD No. 1 Water System Master Plan, October 1992.
*Mitigation cost - N/A.

Prepared by: C. Muñoz

Date: 3/09

**VENTURA COUNTY WATERWORKS DISTRICT NO. 1
PLANNED CAPITAL PROJECTS
FIVE YEAR PLAN - 2009**

<u>FY 2009-10</u>	
<u>SEWER PROJECTS</u>	<u>ESTIMATED COST</u>
Expansion of Moorpark Wastewater Treatment Plant 5.0 MGD - Phase I	\$1,350,000
Expansion of Moorpark Wastewater Treatment Plant 5.0 MGD - Phase II	\$10,000,000
Reclaimed Water Reservoir & Distribution System Expansion	\$2,410,000
Moorpark Wastewater Treatment Plant Landscaping	\$250,000
Repair Arroyo Simi Embankment at Moorpark Wastewater Treatment Plant	\$1,120,000
Repair of Avenida Colonia Stabilizer	\$750,000
Repair of Condor Drive Stabilizer	\$605,000
Repair of Embankment between MH 60 & 61 at Nogales/Science Drive	\$260,000
General Sewer System Improvements and Replacements	<u>\$2,000,000</u>
Total:	\$18,745,000

**VENTURA COUNTY WATERWORKS DISTRICT NO. 1
PLANNED CAPITAL PROJECTS
FIVE YEAR PLAN - 2009**

SEWER PROJECTS

ESTIMATED COST

FY 2010-11

Expansion of Moorpark Wastewater Treatment Plant 5.0 MGD - Phase I	\$4,050,000
Expansion of Moorpark Wastewater Treatment Plant 5.0 MGD - Phase II	\$700,000
Reclaimed Water Reservoir & Distribution System Expansion	\$1,120,000
General Sewer System Improvements and Replacements	\$1,000,000
Total:	\$2,820,000

FY 2011-12

Expansion of Moorpark Wastewater Treatment Plant 5.0 MGD - Phase II	\$4,950,000
Additional Percolation Ponds	\$800,000
General Sewer System Improvements and Replacements	\$1,000,000
Total:	\$6,750,000

FY 2012-13

Expansion of Moorpark Wastewater Treatment Plant 5.0 MGD - Phase II	\$4,950,000
Heat Drying System for Solids	\$3,500,000
Ultraviolet Disinfection Equipment	\$830,000
General Sewer System Improvements and Replacements	\$1,000,000
Total:	\$10,280,000

FY 2013-14

General Sewer System Improvements and Replacements	\$1,000,000
Total:	\$1,000,000

**VENTURA COUNTY WATERWORKS DISTRICT NO. 1
PLANNED CAPITAL PROJECTS
FIVE YEAR PLAN - 2009**

SUMMARY OF SEWER PROJECTS

FY 2009-10	\$18,745,000
FY 2010-11	\$2,820,000
FY 2011-12	\$6,750,000
FY 2012-13	\$10,280,000
FY 2013-14	\$1,000,000
Grand Total:	\$39,595,000

VENTURA COUNTY PUBLIC WORKS AGENCY WATER & SANITATION DEPARTMENT

Project Name: Expansion of Moorpark Wastewater Treatment Plant 5.0 MGD – Phase I

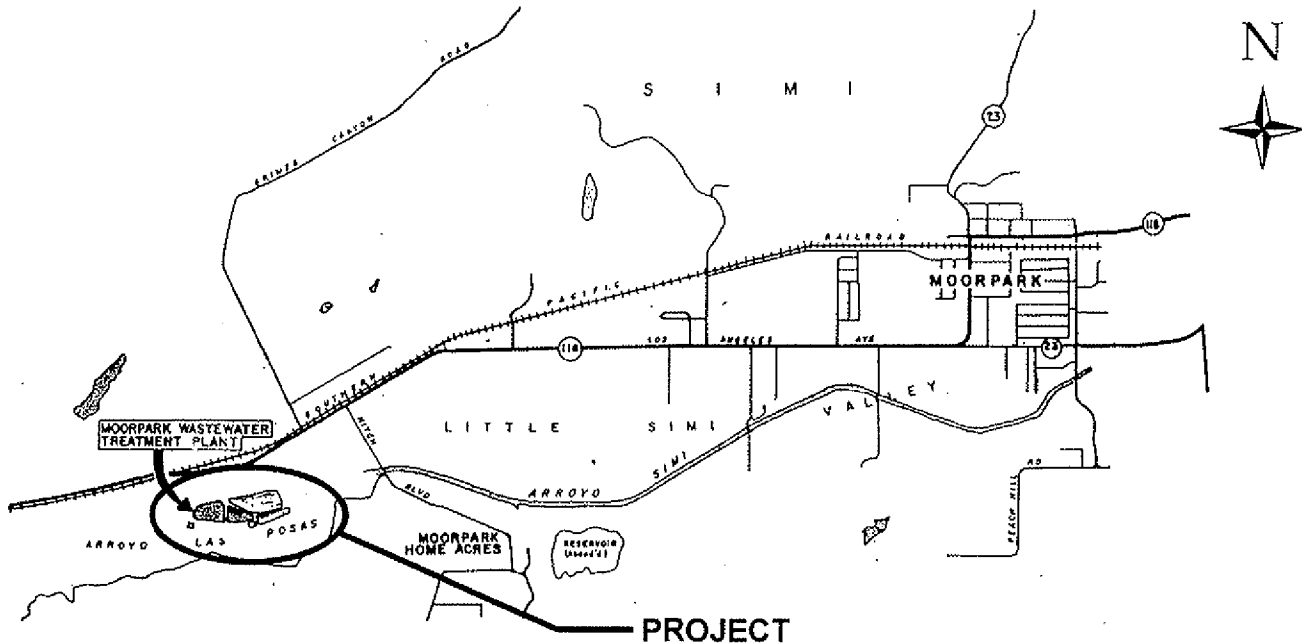
Project No.: 32826

Supr. District: 4

Unincorporated Area: X

City of: N/A

LOCATION MAP



SCOPE OF WORK AND OBJECTIVE

Expand the treatment capacity of Moorpark Wastewater Treatment Plant to accommodate additional flow from future developments.

SCHEDULED FUNDING (2009 \$s)

ESTIMATED COST PER FISCAL YEAR

	Prev. Yrs	2009-10	2010-11	2011-12	2012-13	2013-14
Design	760,000	30,000	0			
Right-of-Way		0	0			
Con. Eng/Insp.		120,000	380,000			
Construction		1,200,000	3,670,000			
Misc.*		0	0			
FY TOTAL	\$760,000	\$1,350,000	\$4,050,000			

Total Estimated Cost: \$6,160,000

ENVIRONMENTAL REQUIREMENTS

Cat. Ex. _ Neg. Dec. _ EIR/EIS X Date Completed 6/28/01 Date Filed 10/16/01

REMARKS

VCWWD No. 1 - Sewer
*Mitigation cost - N/A.

Prepared by: C. Muñoz

Date: 3/09

**VENTURA COUNTY PUBLIC WORKS AGENCY
WATER & SANITATION DEPARTMENT**

Project Name: Expansion of Moorpark Wastewater Treatment Plant 5.0 MGD – Phase II

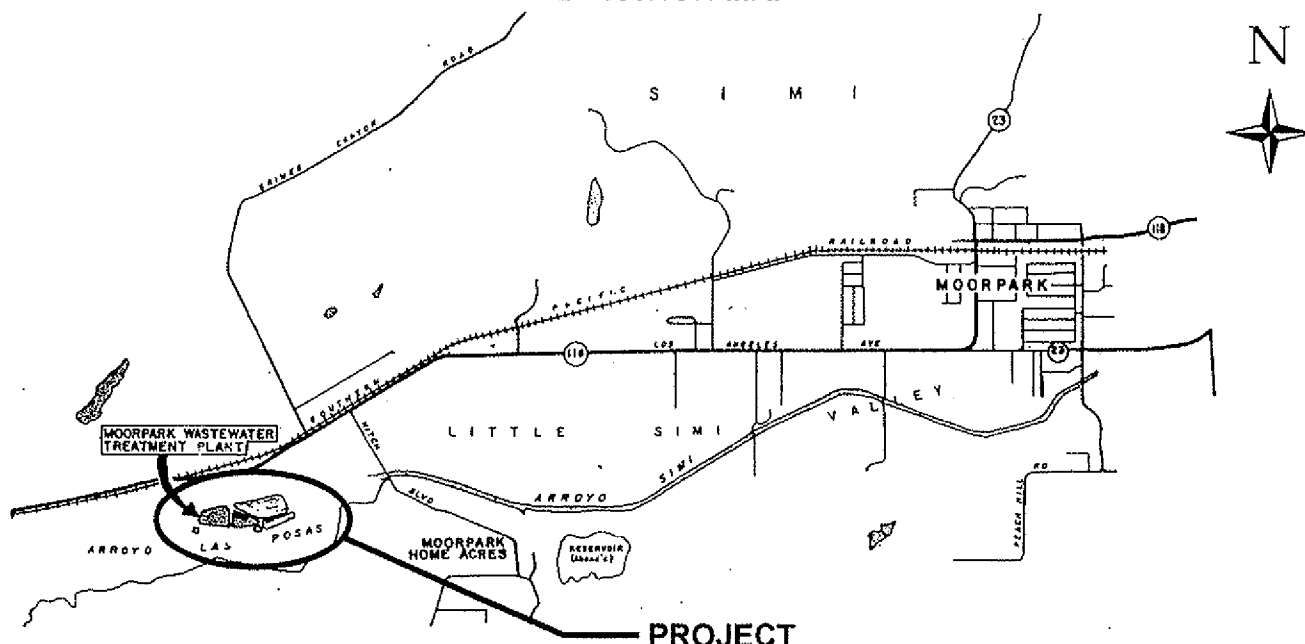
Project No.: 32826

Supr. District: 4

Unincorporated Area: X

City of: N/A

LOCATION MAP



SCOPE OF WORK AND OBJECTIVE

Expand the treatment capacity of Moorpark Wastewater Treatment Plant to accommodate additional discharge from future developments. Project includes Capacity Expansion to 5 MGD for solids handling, Operations Bldg, and Tertiary Facility.

SCHEDULED FUNDING (2009 \$s)

ESTIMATED COST PER FISCAL YEAR

	Prev. Yrs	2009-10	2010-11	2011-12	2012-13	2013-14
Design		700,000	700,000	0	0	
Right-of-Way		0	0	0	0	
Con. Eng/Insp.		300,000	0	450,000	450,000	
Construction		9,000,000	0	4,500,000	4,500,000	
Misc.*		0	0	0	0	
FY TOTAL		\$10,000,000	\$700,000	\$4,950,000	\$4,950,000	

Total Estimated Cost: \$20,600,000

ENVIRONMENTAL REQUIREMENTS

Cat. Ex. _ Neg. Dec. _ EIR/EIS X Date Completed 6/28/01 Date Filed 10/16/01

REMARKS

VCWWD No. 1 - Sewer
*Mitigation cost - N/A.

Prepared by: C. Muñoz

Date: 3/09

**VENTURA COUNTY PUBLIC WORKS AGENCY
WATER & SANITATION DEPARTMENT**

Project Name: Reclaimed Water Reservoir & Distribution System Expansion

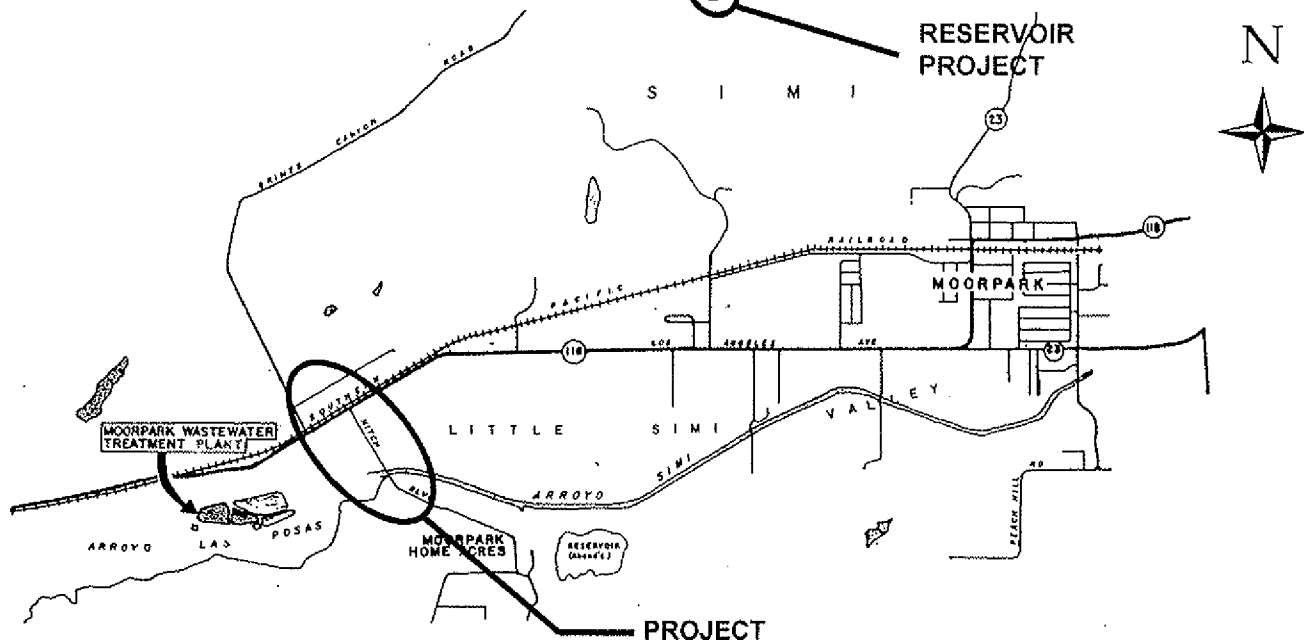
Project No.: 32825

Super. District: 4

Unincorporated Area: X

City of: N/A

LOCATION MAP



SCOPE OF WORK AND OBJECTIVE

Construction of a storage reservoir and distribution system pipelines to provide reclaimed water to selected customers, in lieu of potable water.

SCHEDULED FUNDING (2009 \$s)

ESTIMATED COST PER FISCAL YEAR

	Prev Yrs	2009-10	2010-11	2011-12	2012-13	2013-14
Design		170,000	0			
Right-of-Way		0	0			
Con. Eng/Insp.		240,000	120,000			
Construction		2,000,000	1,000,000			
Misc.*		0	0			
FY TOTAL		\$2,410,000	\$1,120,000			

Total Estimated Cost: \$3,530,000

ENVIRONMENTAL REQUIREMENTS

Cat. Ex. __ Neg. Dec. __ EIR/EIS X Date Completed _____ Date Filed _____

REMARKS

VCWWD No. 1 - Sewer
*Mitigation cost - N/A.

Prepared by: C. Muñoz

Date: 3/09

**VENTURA COUNTY PUBLIC WORKS AGENCY
WATER & SANITATION DEPARTMENT**

Project Name: Landscaping at MWTP

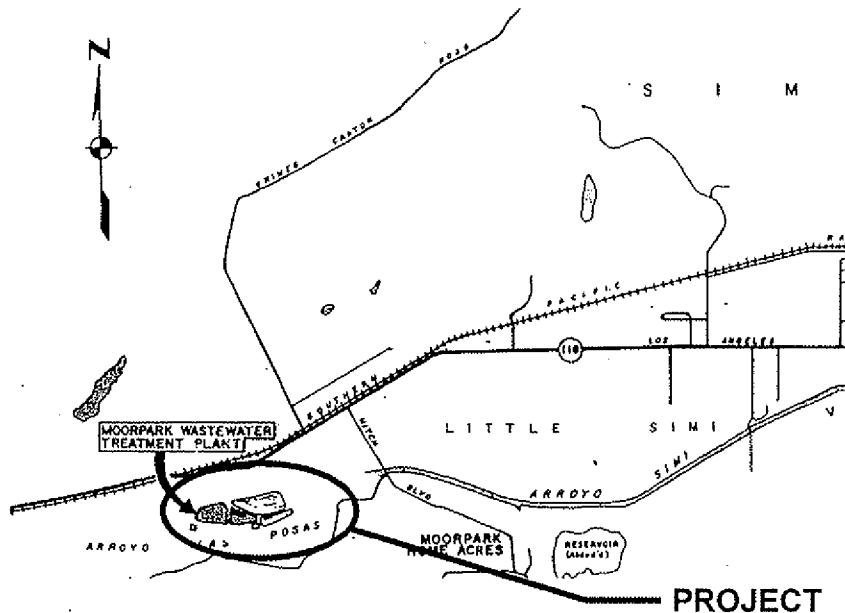
Project No.: N/A

Supr. District: 4

Unincorporated Area: X

City of: Moorpark

LOCATION MAP



SCOPE OF WORK AND OBJECTIVE

Landscaping at the Moorpark Wastewater Treatment Plant

SCHEDULED FUNDING (2009 \$s)

ESTIMATED COST PER FISCAL YEAR

	Prev Yrs	2009-10	2010-11	2011-12	2012-13	2013-14
Design		20,000				
Right-of-Way		0				
Con. Eng/Insp		30,000				
Construction		200,000				
Misc.*		0				
FY TOTAL		\$250,000				

Total Estimated Cost: \$250,000

ENVIRONMENTAL REQUIREMENTS

Cat. Ex. ___ Neg. Dec. ___ EIR/EIS X Date Completed 6/28/01 Date Filed 10/16/01

REMARKS

VCWWD NO. 1 - Sewer

*Mitigation cost - N/A.

Prepared by: C. Muñoz

Date: 3/09

**VENTURA COUNTY PUBLIC WORKS AGENCY
WATER & SANITATION DEPARTMENT**

Project Name: MWTP - Repair Arroyo Simi Embankment

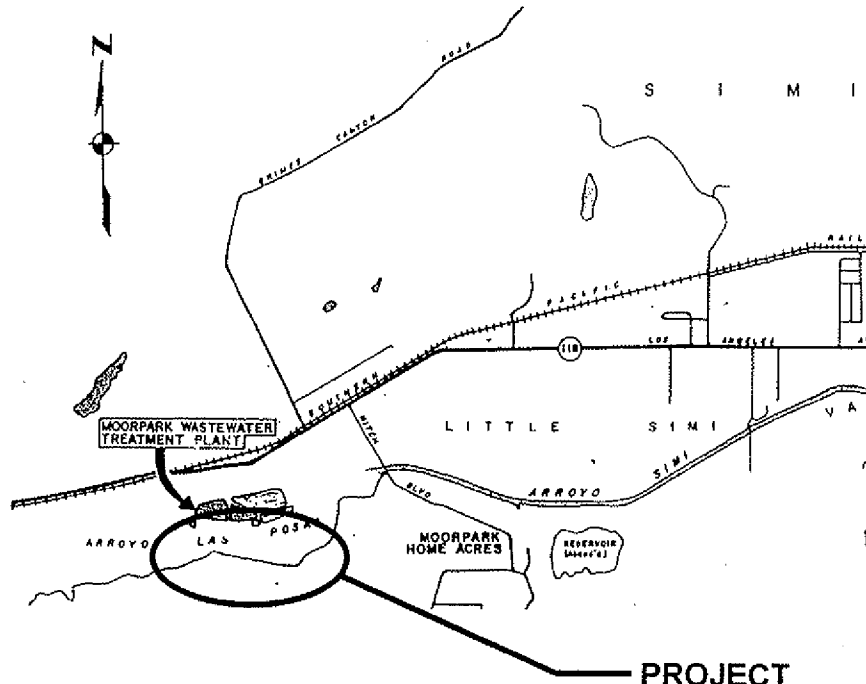
Project No.: N/A

Supr. District: 4

Unincorporated Area: X

City of: Moorpark

LOCATION MAP



SCOPE OF WORK AND OBJECTIVE

Repair of the Arroyo Simi Embankment at the Moorpark Wastewater Treatment Plant

SCHEDULED FUNDING (2009 \$s)

ESTIMATED COST PER FISCAL YEAR

	Prev Yrs	2009-10	2010-11	2011-12	2012-13	2013-14
Design		25,000				
Right-of-Way		0				
Con. Eng/Insp		120,000				
Construction		975,000				
Misc.*		0				
FY TOTAL		\$1,120,000				

Total Estimated Cost: \$1,120,000

ENVIRONMENTAL REQUIREMENTS

Cat. Ex. X Neg. Dec. ___ EIR/EIS ___ Date Completed ___ Date Filed ___

REMARKS

VCWWD NO. 1 - Sewer
*Mitigation cost - N/A.

Prepared by: C. Muñoz

Date: 3/09

**VENTURA COUNTY PUBLIC WORKS AGENCY
WATER & SANITATION DEPARTMENT**

Project Name: Repair of Avenida Colonia Stabilizer

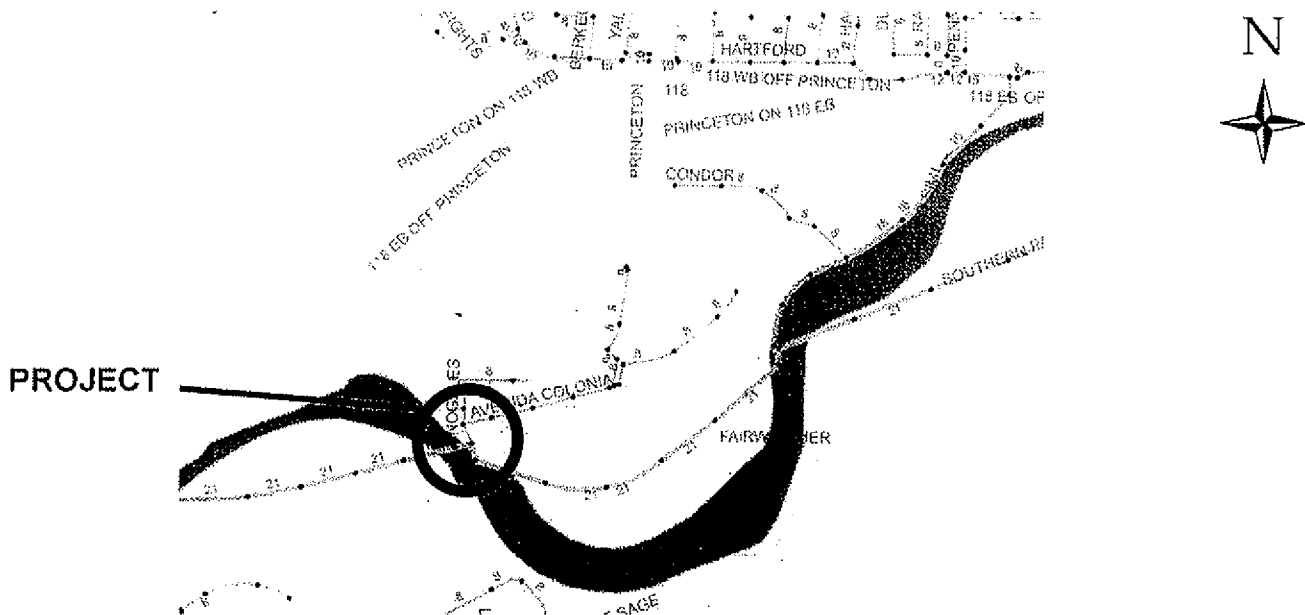
Project No.: N/A

Supr. District: 4

Unincorporated Area: X

City of: Moorpark

LOCATION MAP



SCOPE OF WORK AND OBJECTIVE

Repair of the Sheet Pile Stabilizer within the Arroyo Simi, south of Avenida Colonia.

SCHEDULED FUNDING (2009 \$s)

ESTIMATED COST PER FISCAL YEAR

	Prev Yrs	2009-10	2010-11	2011-12	2012-13	2013-14
Design		60,000				
Right-of-Way		0				
Con. Eng/Insp		90,000				
Construction		600,000				
Misc.*		0				
FY TOTAL		\$750,000				

Total Estimated Cost: \$750,000

ENVIRONMENTAL REQUIREMENTS

Cat. Ex. X Neg. Dec. EIR/EIS Date Completed Date Filed

REMARKS

VCWWD NO. 1 - Sewer
*Mitigation cost - N/A.
Funded by FEMA

Prepared by: C. Muñoz

Date: 3/09

**VENTURA COUNTY PUBLIC WORKS AGENCY
WATER & SANITATION DEPARTMENT**

Project Name: Repair of Condor Drive Stabilizer

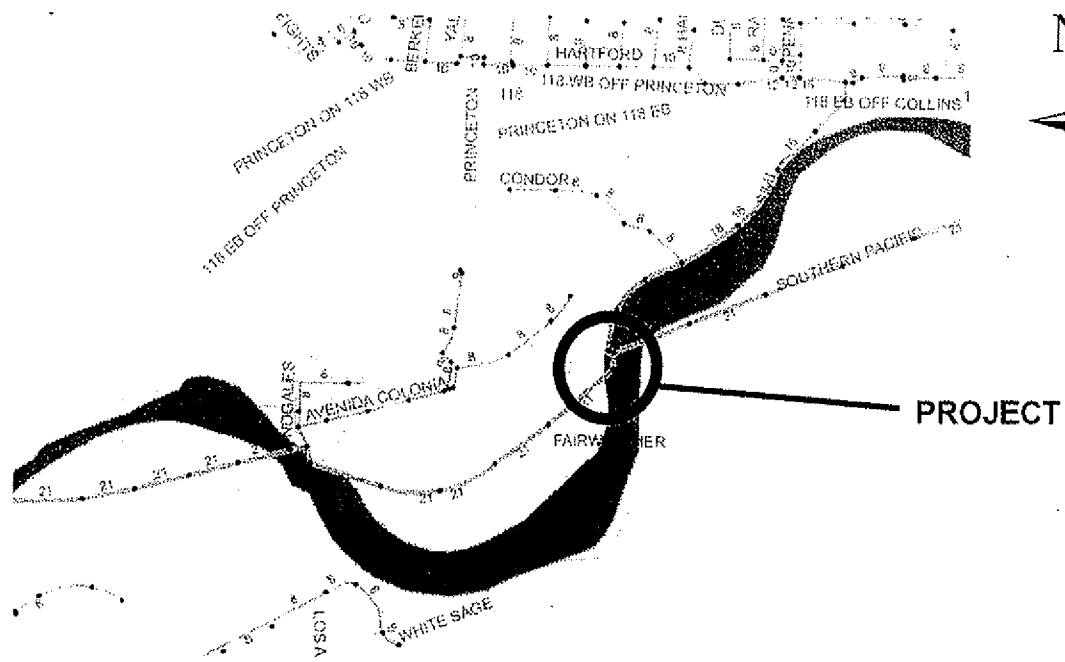
Project No.: N/A

Supr. District: 4

Unincorporated Area: X

City of: Moorpark

LOCATION MAP



SCOPE OF WORK AND OBJECTIVE

Repair of the Sheet Pile Stabilizer within the Arroyo Simi, east of Condor Drive.

SCHEDULED FUNDING (2009 \$s)

ESTIMATED COST PER FISCAL YEAR

	Prev Yrs	2009-10	2010-11	2011-12	2012-13	2013-14
Design		30,000				
Right-of-Way		0				
Con. Eng/Insp		75,000				
Construction		500,000				
Misc.*		0				
FY TOTAL		\$605,000				

Total Estimated Cost: \$605,000

ENVIRONMENTAL REQUIREMENTS

Cat. Ex. X Neg. Dec. ___ EIR/EIS ___ Date Completed ___ Date Filed ___

REMARKS

VCWWD NO. 1 - Sewer
*Mitigation cost - N/A.
Funded by FEMA

Prepared by: C. Muñoz

Date: 3/09

**VENTURA COUNTY PUBLIC WORKS AGENCY
WATER & SANITATION DEPARTMENT**

Project Name: Repair of Embankment between MH# 60 & 61

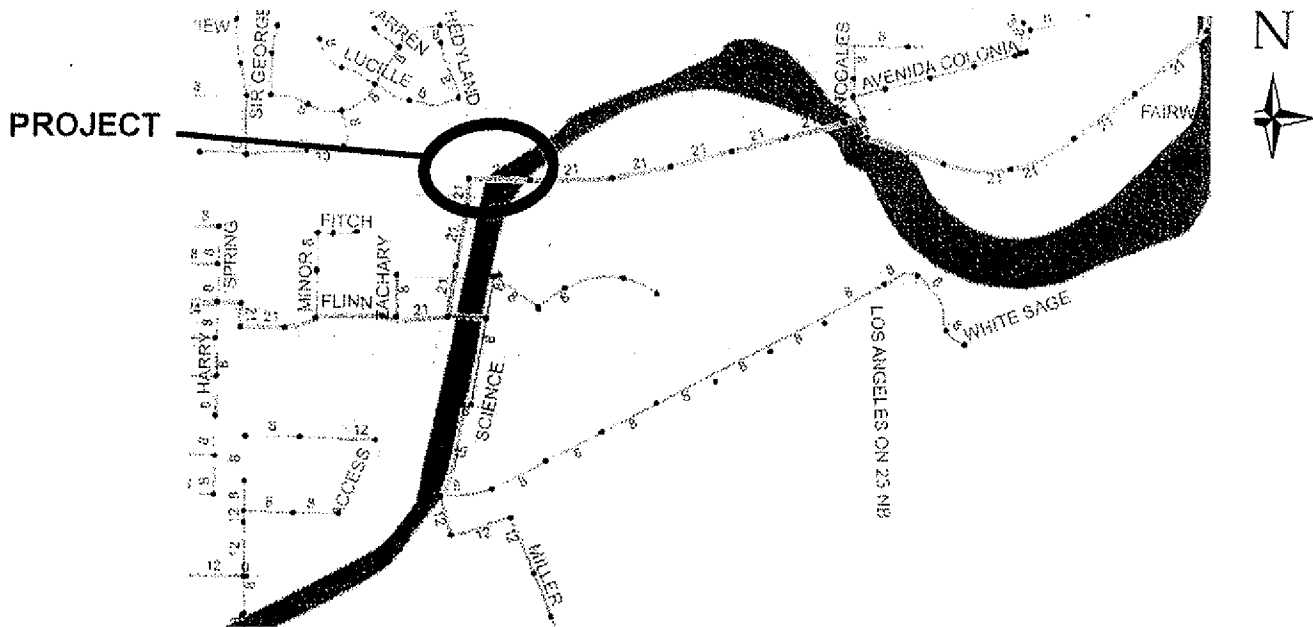
Project No.: N/A

Supr. District: 4

Unincorporated Area: X

City of: Moorpark

LOCATION MAP



SCOPE OF WORK AND OBJECTIVE

Repair of damaged embankment between sewer manholes # 60 & 61, within the Arroyo Simi in Moorpark, CA.

SCHEDULED FUNDING (2009 \$s)

ESTIMATED COST PER FISCAL YEAR

	Prev Yrs	2009-10	2010-11	2011-12	2012-13	2013-14
Design		20,000				
Right-of-Way		0				
Con. Eng/Insp		30,000				
Construction		210,000				
Misc.*		0				
FY TOTAL		\$260,000				

Total Estimated Cost: \$260,000

ENVIRONMENTAL REQUIREMENTS

Cat. Ex. X Neg. Dec. ___ EIR/EIS ___ Date Completed ___ Date Filed ___

REMARKS

VCWWD NO. 1 - Sewer
*Mitigation cost - N/A.
Funded by FEMA

Prepared by: C. Muñoz

Date: 3/09

**VENTURA COUNTY PUBLIC WORKS AGENCY
WATER & SANITATION DEPARTMENT**

Project Name: General Sewer System Improvements
and Replacements

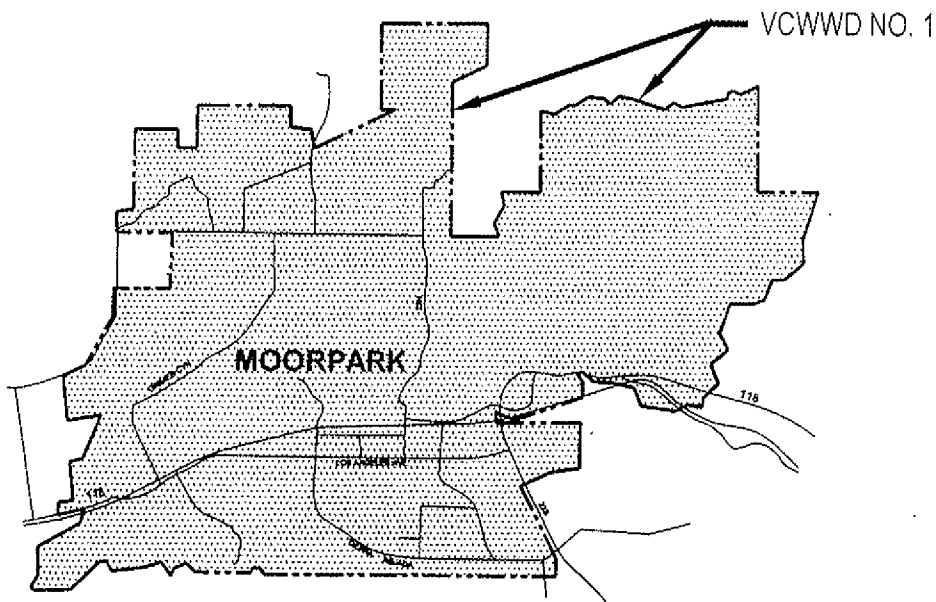
Project No.: N/A

Supr. District: 4

Unincorporated Area: X

City of: Moorpark

LOCATION MAP



SCOPE OF WORK AND OBJECTIVE

Unidentified sewer system improvements and replacements throughout the District to comply with Federal and State requirements, and improve the efficiency and flexibility of the system.

SCHEDULED FUNDING (2009 \$s)

ESTIMATED COST PER FISCAL YEAR

	Prev Yrs	2009-10	2010-11	2011-12	2012-13	2013-14
Design		165,000	90,000	90,000	90,000	90,000
Right-of-Way		30,000	0	0	0	0
Con. Eng/Insp		105,000	60,000	60,000	60,000	60,000
Construction		1,700,000	850,000	850,000	850,000	850,000
Misc.*		0	0	0	0	0
FY TOTAL		\$2,000,000	\$1,000,000	\$1,000,000	\$1,000,000	\$1,000,000

Total Estimated Cost: \$6,000,000

ENVIRONMENTAL REQUIREMENTS

Cat. Ex. X Neg. Dec. X EIR/EIS _ Date Completed _____ Date Filed _____

REMARKS

VCWWD NO. 1 - Sewer
*Mitigation cost - N/A.

Prepared by: C. Muñoz

Date: 3/09

**VENTURA COUNTY PUBLIC WORKS AGENCY
WATER & SANITATION DEPARTMENT**

Project Name: Additional Percolation Ponds

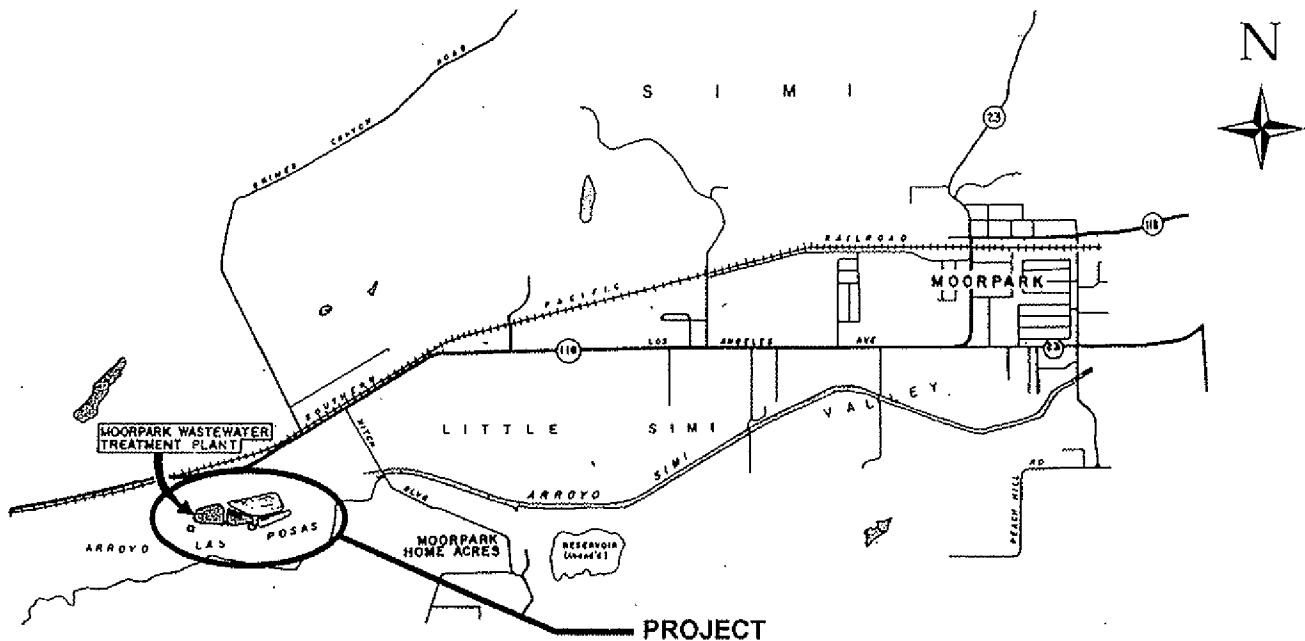
Project No.: N/A

Supr. District: 4

Unincorporated Area: X

City of: N/A

LOCATION MAP



SCOPE OF WORK AND OBJECTIVE

Construct fourteen (14) additional percolation ponds at Moorpark Wastewater Treatment Plant to increase capacity for future expansion.

SCHEDULED FUNDING (2009 \$s)

ESTIMATED COST PER FISCAL YEAR

	Prev.Yrs	2009-10	2010-11	2011-12	2012-13	2013-14
Design				50,000		
Right-of-Way				50,000		
Con. Eng/Insp.				30,000		
Construction				670,000		
Misc.*				0		
FY TOTAL				\$800,000		

Total Estimated Cost: \$800,000

ENVIRONMENTAL REQUIREMENTS

Cat. Ex. ___ Neg. Dec. ___ EIR/EIS X Date Completed ___ Date Filed ___

REMARKS

VCWWD No. 1 - Sewer
*Mitigation cost - N/A.

Prepared by: C. Muñoz

Date: 3/09

**VENTURA COUNTY PUBLIC WORKS AGENCY
WATER & SANITATION DEPARTMENT**

Project Name: Heat Drying System for Solids

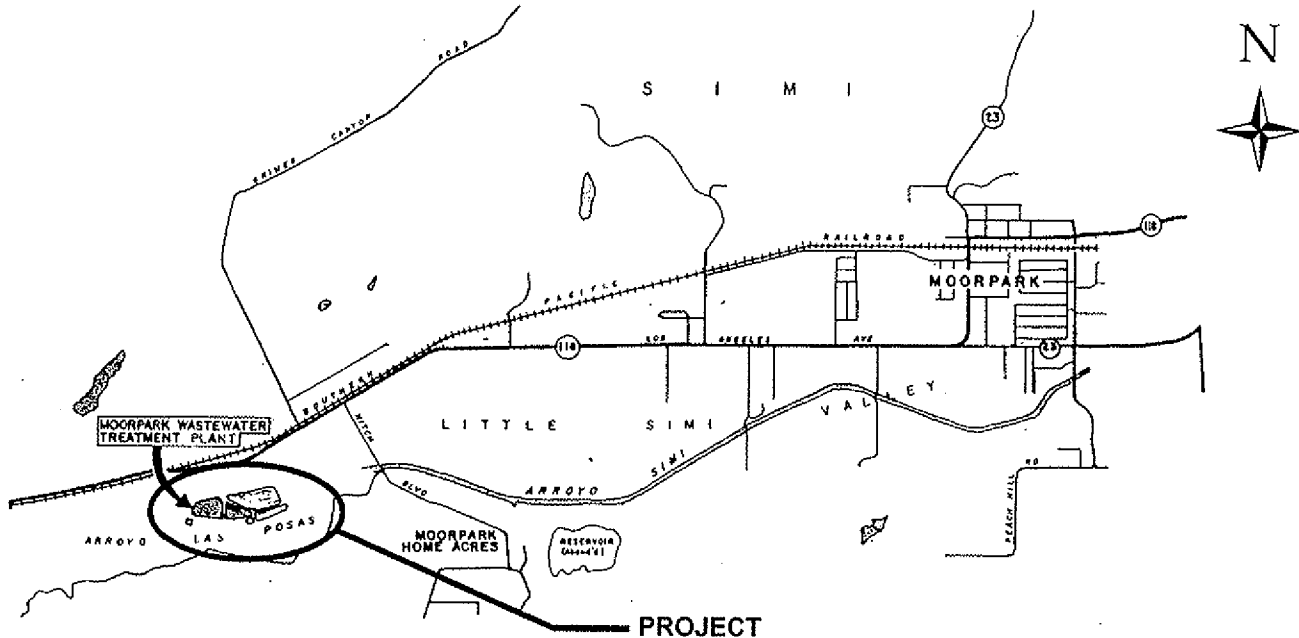
Project No.: N/A

Supr. District: 4

Unincorporated Area: X

City of: N/A

LOCATION MAP



SCOPE OF WORK AND OBJECTIVE

Construction of Heat Drying System for undigested waste activated sludge to improve the efficiency of the system.

SCHEDULED FUNDING (2009 \$s)

ESTIMATED COST PER FISCAL YEAR

	Prev Yrs	2009-10	2010-11	2011-12	2012-13	2013-14
Design					300,000	
Right-of-Way					0	
Con. Eng/Insp.					100,000	
Construction					3,100,000	
Misc.*					0	
FY TOTAL					\$3,500,000	

Total Estimated Cost: \$3,500,000

ENVIRONMENTAL REQUIREMENTS

Cat. Ex. _ Neg. Dec. ___ EIR/EIS X Date Completed ___ Date Filed ___

REMARKS

VCWWD No. 1 - Sewer

*Mitigation cost - N/A.

Prepared by: C. Muñoz

Date: 3/09

VENTURA COUNTY PUBLIC WORKS AGENCY WATER & SANITATION DEPARTMENT

Project Name: Ultraviolet Disinfection

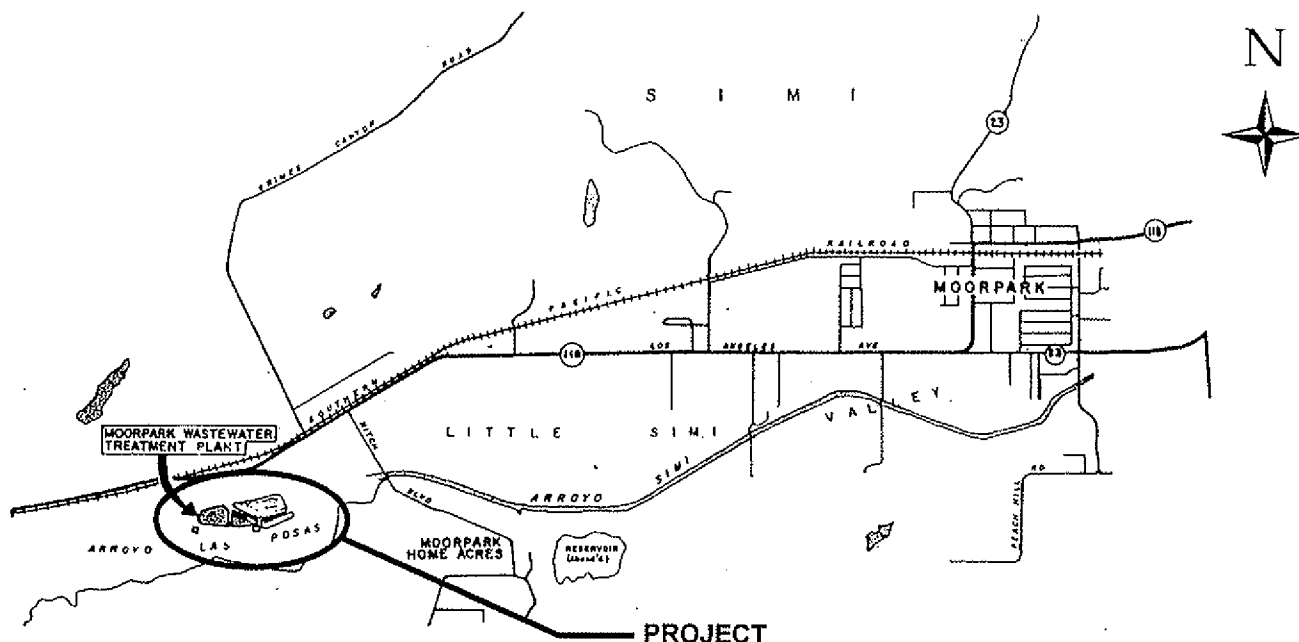
Project No.: N/A

Supr. District: 4

Unincorporated Area: X

City of: N/A

LOCATION MAP



SCOPE OF WORK AND OBJECTIVE

Installation of Ultraviolet Disinfection Equipment as an alternative to the current Chlorination and Contact Basins System of disinfection.

SCHEDULED FUNDING (2009 \$s)

ESTIMATED COST PER FISCAL YEAR

	Prev Yrs	2009-10	2010-11	2011-12	2012-13	2013-14
Design					80,000	
Right-of-Way					0	
Con. Eng/Insp.					30,000	
Construction					720,000	
Misc.*					0	
FY TOTAL					\$830,000	

Total Estimated Cost: \$830,000

ENVIRONMENTAL REQUIREMENTS

Cat. Ex. ___ Neg. Dec. ___ EIR/EIS X Date Completed ___ Date Filed ___

REMARKS

VCWWD No. 1 - Sewer
*Mitigation cost - N/A.

Prepared by: C. Muñoz

Date: 3/09

**VENTURA COUNTY WATERWORKS DISTRICT NO. 16
PLANNED CAPITAL PROJECTS
FIVE YEAR PLAN - 2009**

SEWER PROJECTS

ESTIMATED COST

FY 2009-10

Replacement and Expansion of the Piru WWTP	\$9,770,000
Total:	\$9,770,000

FY 2010-11 to FY 2013-14

No Projects Planned	<u>\$0</u>
Total:	\$0

GRAND TOTAL:	\$9,770,000
---------------------	--------------------

**VENTURA COUNTY PUBLIC WORKS AGENCY
WATER & SANITATION DEPARTMENT**

Project Name: Replacement and Expansion of the
Piru Wastewater Treatment Plant

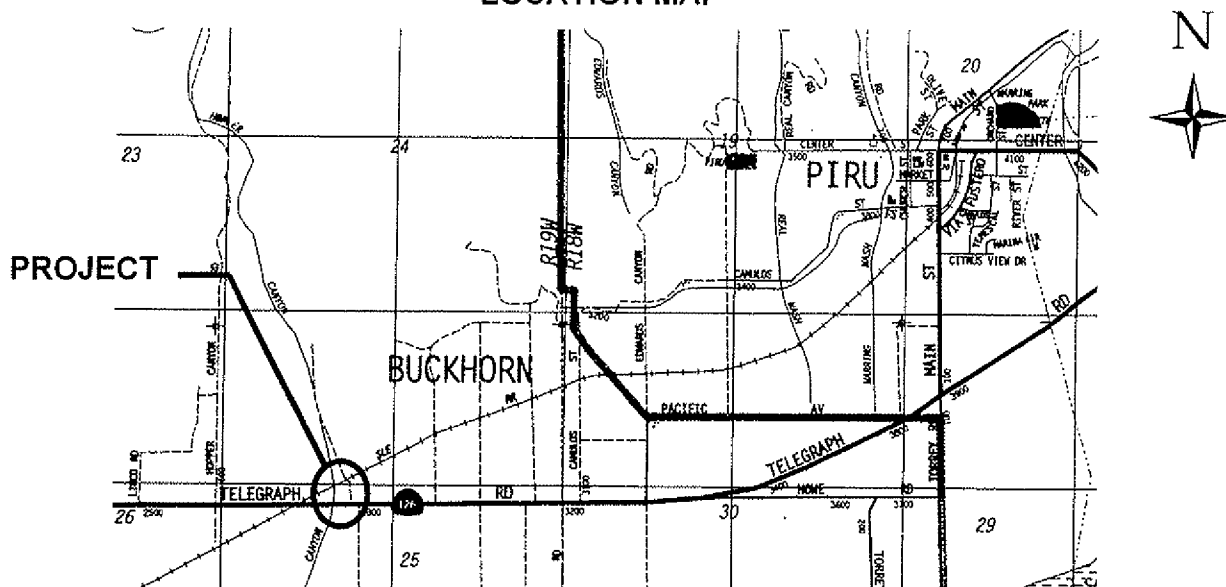
Project No.: N/A

Supr. District: 3

Unincorporated Area: X

City of: N/A

LOCATION MAP



SCOPE OF WORK AND OBJECTIVE

Replacement and expansion of the Piru Wastewater Treatment Plant in compliance with the permit requirements of the Regional Water Quality Control Board.

SCHEDULED FUNDING (2009 \$s)

ESTIMATED COST PER FISCAL YEAR

	Prev Yrs	2009-10	2010-11	2011-12	2012-13	2013-14
Design	640,000	0				
Right-of-Way	270,000	0				
Con. Eng/Insp.	100,000	300,000				
Construction	3,400,000	9,470,000				
Misc.*	0	0				
FY TOTAL	\$4,410,000	\$9,770,000				

Total Estimated Cost: \$14,180,000

ENVIRONMENTAL REQUIREMENTS

Cat. Ex. ☐ Neg. Dec. ☒ EIR/EIS ☐ Date Completed 9/29/04 Date Filed 10/7/04

REMARKS

VCWWD No. 16 – Sewer
*Mitigation cost - N/A.

Los Angeles Regional Water Control Board
Requirement

Prepared by: C. Muñoz

Date: 3/09

**VENTURA COUNTY WATERWORKS DISTRICT NO. 17
PLANNED CAPITAL PROJECTS
FIVE YEAR PLAN - 2008**

FY 2009-10

WATER PROJECTS

ESTIMATED COST

Water System Alternate Source of supply	\$900,000
Flintlock Booster Pump Station Upgrade	\$940,000
General Water System Improvements	\$110,000
Total:	\$1,950,000

FY 2010-11

General Water System Improvements	\$100,000
Total:	\$100,000

FY 2011-12

General Water System Improvements	\$100,000
Total:	\$100,000

FY 2012-13

General Water System Improvements	\$100,000
Total:	\$100,000

FY 2013-14

General Water System Improvements	\$100,000
Total:	\$100,000

SUMMARY

FY 2009-10	\$1,950,000
FY 2010-11	\$100,000
FY 2011-12	\$100,000
FY 2012-13	\$100,000
FY 2013-14	\$100,000
Grand Total:	\$2,350,000

**VENTURA COUNTY PUBLIC WORKS AGENCY
WATER & SANITATION DEPARTMENT**

Project Name: Water System Alternate Source
Of Supply

Project No.: N/A

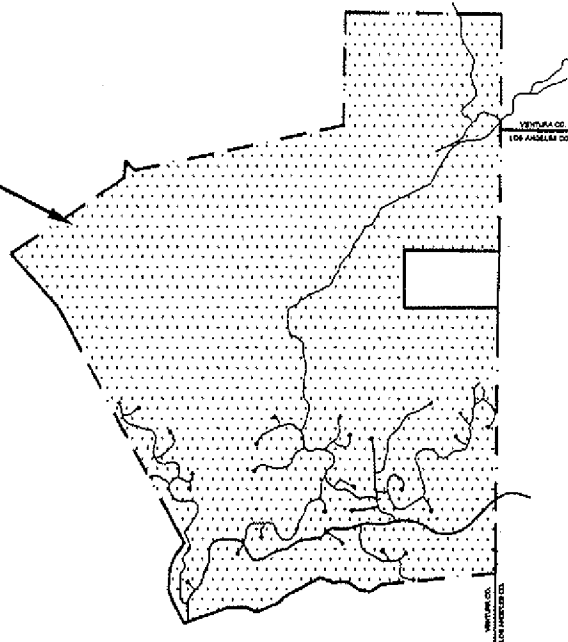
Supr. District: 2

Unincorporated Area: X

City of: N/A

LOCATION MAP

VCWWD NO. 17



SCOPE OF WORK AND OBJECTIVE

Water System alternate source of supply to improve operational efficiency and flexibility of the system.

SCHEDULED FUNDING (2009 \$s)

ESTIMATED COST PER FISCAL YEAR

	Prev.Yrs	2009-10	2010-11	2011-12	2012-13	2013-14
Design		60,000				
Right-of-Way		20,000				
Con. Eng/Insp.		20,000				
Construction		800,000				
Misc.*		0				
FY TOTAL		\$900,000				

Total Estimated Cost: \$900,000

ENVIRONMENTAL REQUIREMENTS

Cat. Ex. X Neg. Dec. EIR/EIS Date Completed Date Filed

REMARKS

VCWWD No. 17 - Water

*Mitigation cost - N/A.

Prepared by: C. Muñoz

Date: 3/09

**VENTURA COUNTY PUBLIC WORKS AGENCY
WATER & SANITATION DEPARTMENT**

Project Name: Upgrade to the Flintlock Booster Pump Station

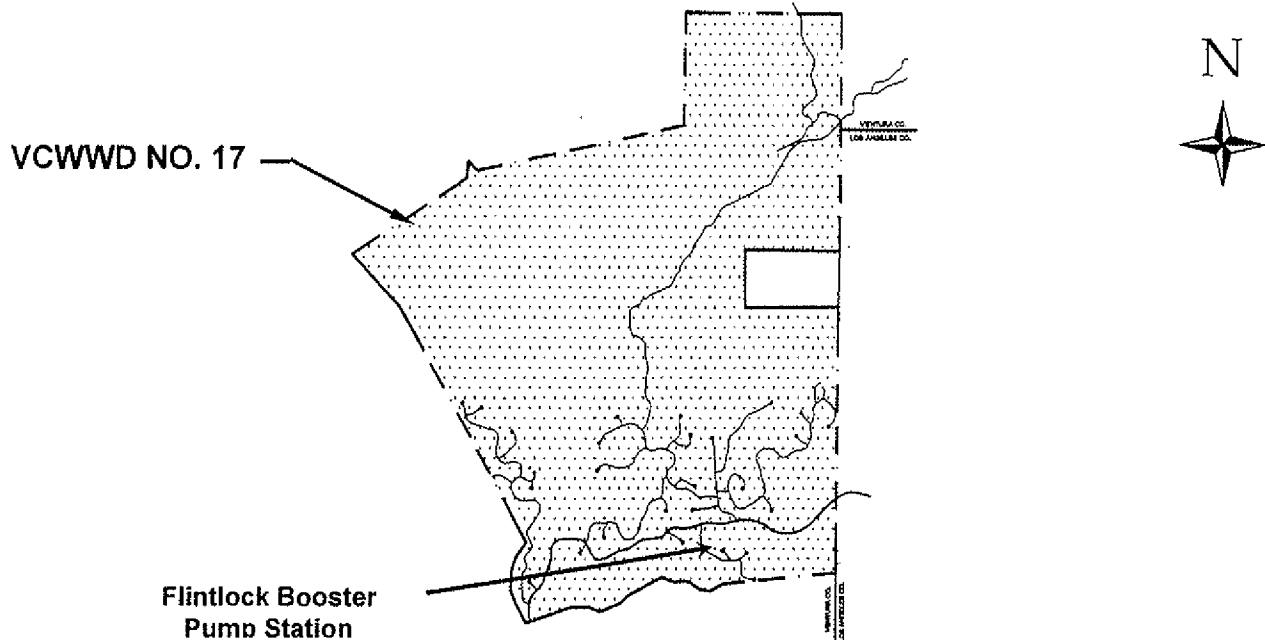
Project No.: N/A

Supr. District: 2

Unincorporated Area: X

City of: N/A

LOCATION MAP



SCOPE OF WORK AND OBJECTIVE

Upgrade the existing Flintlock Booster Pump Station to provide greater flexibility in the water supply to the 1550 Pressure Zone.

SCHEDULED FUNDING (2009 \$s)

ESTIMATED COST PER FISCAL YEAR

	Prev.Yrs	2009-10	2010-11	2011-12	2012-13	2013-14
Design		40,000				
Right-of-Way		0				
Con. Eng/Insp.		100,000				
Construction		800,000				
Misc.*		0				
FY TOTAL		\$940,000				

Total Estimated Cost: \$940,000

ENVIRONMENTAL REQUIREMENTS

Cat. Ex. ___ Neg. Dec. ___ EIR/EIS ___ Date Completed ___ Date Filed ___

REMARKS

VCWWD No. 17 - Water
*Mitigation cost - N/A.

Prepared by: C. Muñoz

Date: 3/09

**VENTURA COUNTY PUBLIC WORKS AGENCY
WATER & SANITATION DEPARTMENT**

Project Name: General Water System Improvements

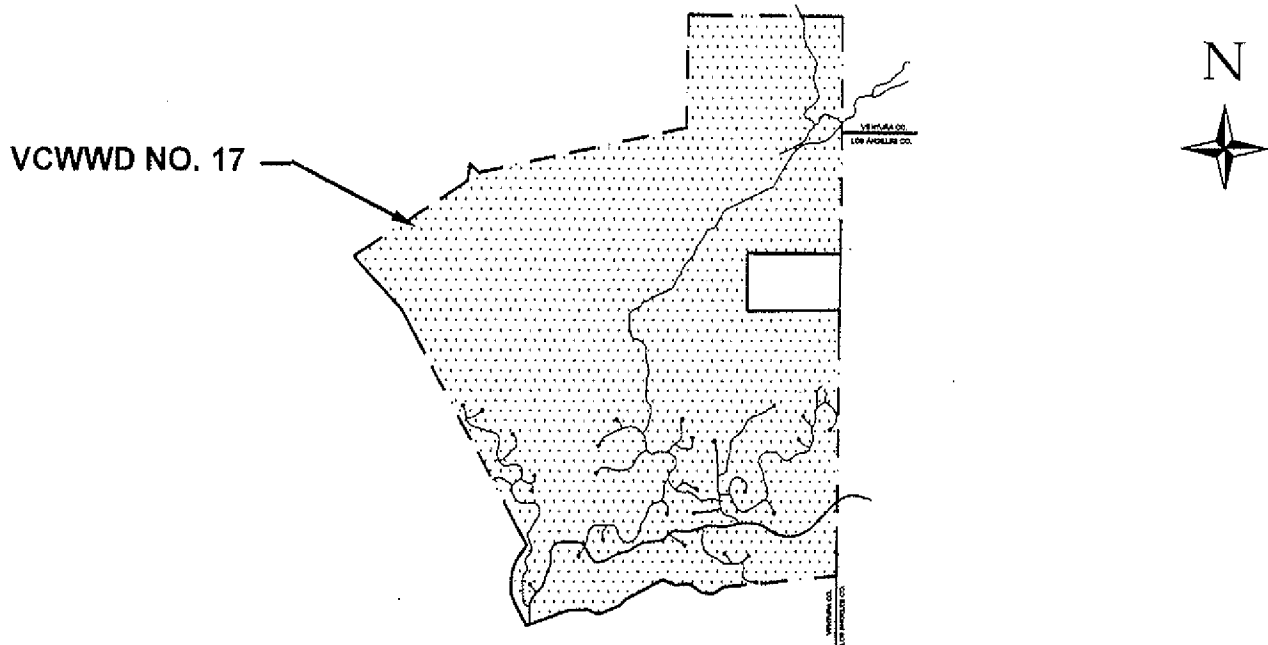
Project No.: N/A

Supr. District: 2

Unincorporated Area: X

City of: N/A

LOCATION MAP



SCOPE OF WORK AND OBJECTIVE

Unidentified water system improvements throughout the District to comply with Federal and State requirements, and improve the efficiency and flexibility of the system.

SCHEDULED FUNDING (2009 \$s)

ESTIMATED COST PER FISCAL YEAR

	Prev.Yrs	2009-10	2010-11	2011-12	2012-13	2013-14
Design		10,000	10,000	10,000	10,000	10,000
Right-of-Way		0	0	0	0	0
Con. Eng/Insp.		10,000	5,000	5,000	5,000	5,000
Construction		90,000	85,000	85,000	85,000	85,000
Misc.*		0	0	0	0	0
FY TOTAL		\$110,000	\$100,000	\$100,000	\$100,000	\$100,000

Total Estimated Cost: \$510,000

ENVIRONMENTAL REQUIREMENTS

Cat. Ex. X Neg. Dec. EIR/EIS Date Completed Date Filed

REMARKS

VCWWD No. 17 - Water

*Mitigation cost - N/A.

Prepared by: C. Muñoz

Date: 3/09

**VENTURA COUNTY WATERWORKS DISTRICT NO. 19
PLANNED CAPITAL PROJECTS
FIVE YEAR PLAN - 2009**

FY 2009-10

WATER PROJECTS

ESTIMATED COST

Well No. 2 Water Treatment Facility	\$1,610,000
Well No. 4 Water Treatment Facility	\$2,000,000
860 Reservoir Replacement	\$200,000
12-inch Line near Sand Canyon Booster Pump Stn	\$50,000
General Water System Improvements	\$980,000
Total:	\$4,840,000

FY 2010-11

Bradley/Greentree Booster Pump Station	\$216,000
General Water System Improvements	\$500,000
Total:	\$716,000

FY 2011-12

Infrastructure Improvement Plan	\$600,000
General Water System Improvements	\$500,000
Total:	\$1,100,000

FY 2012-13

Infrastructure Improvement Plan	\$600,000
General Water System Improvements	\$500,000
Total:	\$1,100,000

FY 2013-14

General Water System Improvements	\$500,000
Total:	\$500,000

SUMMARY

FY 2009-10	\$4,840,000
FY 2010-11	\$716,000
FY 2011-12	\$1,100,000
FY 2012-13	\$1,100,000
FY 2013-14	\$500,000
Grand Total:	\$8,256,000

**VENTURA COUNTY PUBLIC WORKS AGENCY
WATER & SANITATION DEPARTMENT**

Project Name: Well No. 2 Water Treatment Facility

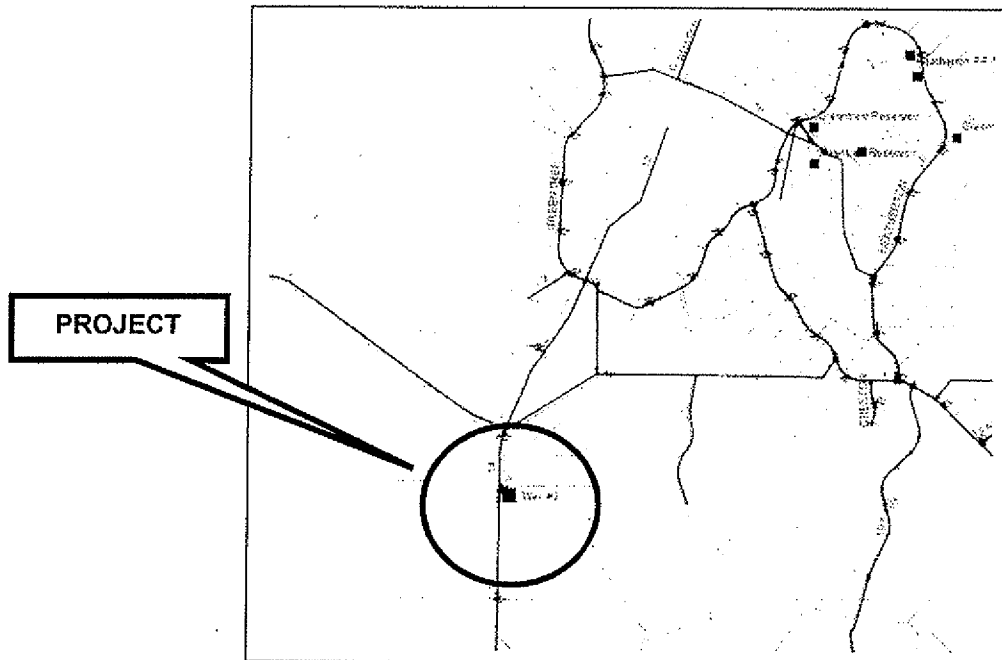
Project No.: 39898

Supr. District: 4

Unincorporated Area: X

City of: N/A

LOCATION MAP



SCOPE OF WORK AND OBJECTIVE

Provide wellhead treatment including well pump, motor, piping, manganese and iron filtration system, instrumentation and site improvements.

SCHEDULED FUNDING (2009 \$s)

ESTIMATED COST PER FISCAL YEAR

	Prev Yrs	2009-10	2010-11	2011-12	2012-13	2013-14
Design	130,000	10,000				
Right-of-Way	30,000	0				
Con.Eng/Insp	0	200,000				
Construction	0	1,400,000				
Misc.*	0	0				
FY TOTAL	\$160,000	\$1,610,000				

Total Estimated Cost: \$1,770,000

ENVIRONMENTAL REQUIREMENTS

Cat. Ex. ___ Neg. Dec. ___ EIR/EIS ___ Date Completed _____ Date Filed _____

REMARKS

VCWWD No. 19 - Water
*Mitigation cost - N/A.

Prepared by: C. Muñoz

Date: 3/09

**VENTURA COUNTY PUBLIC WORKS AGENCY
WATER & SANITATION DEPARTMENT**

Project Name: Well No.4 Water Treatment Facility

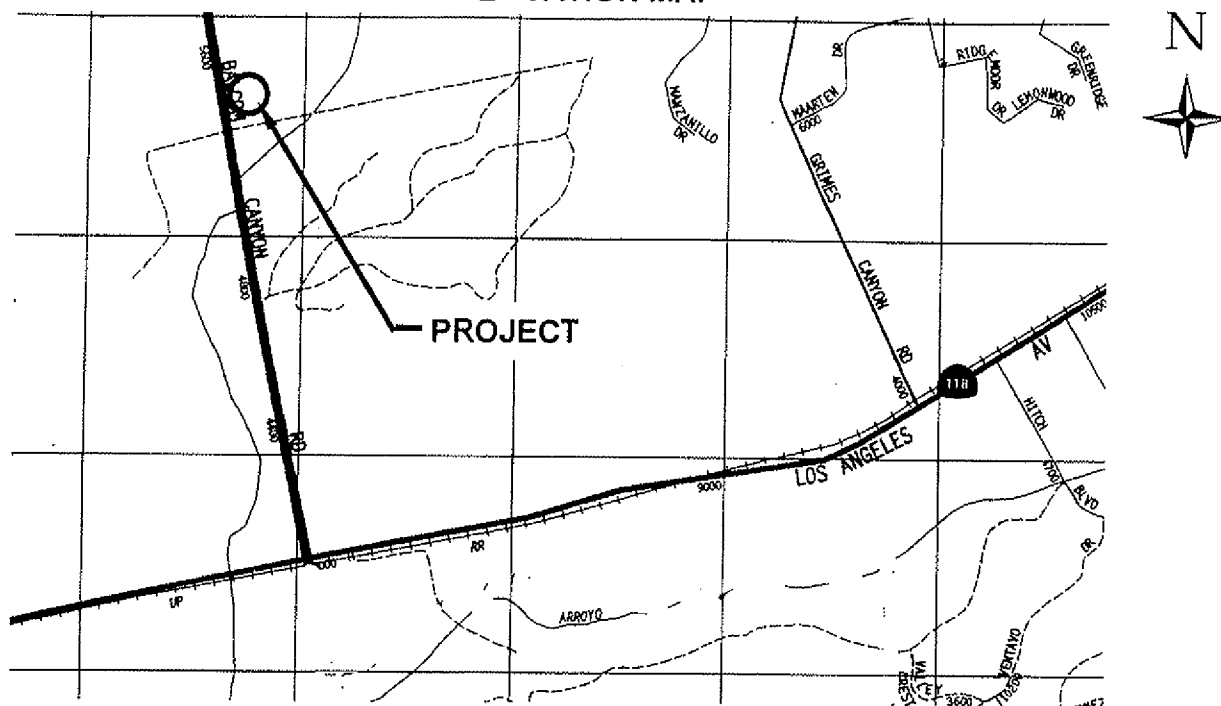
Project No.: N/A

Supr. District: 4

Unincorporated Area: X

City of: N/A

LOCATION MAP



SCOPE OF WORK AND OBJECTIVE

Construct Water Treatment Facility to comply with Department of Health Services water quality requirements.

SCHEDULED FUNDING (2009 \$s)

ESTIMATED COST PER FISCAL YEAR

	Prev Yrs	2009-10	2010-11	2011-12	2012-13	2013-14
Design	125,000	20,000				
Right-of-Way	0	0				
Con.Eng/Insp	0	180,000				
Construction	0	1,800,000				
Misc.*	0	0				
FY TOTAL	\$125,000	\$2,000,000				

Total Estimated Cost: \$2,125,000

ENVIRONMENTAL REQUIREMENTS

Cat. Ex. X Neg. Dec. X EIR/EIS__ Date Completed _____ Date Filed _____

REMARKS

VCWWD No. 19 - Water
*Mitigation cost - N/A.

Prepared by: C. Muñoz

Date: 3/09

86

**VENTURA COUNTY PUBLIC WORKS AGENCY
WATER & SANITATION DEPARTMENT**

Project Name: 12-inch Water Line Replacement near
Sand Canyon Booster Pump Station

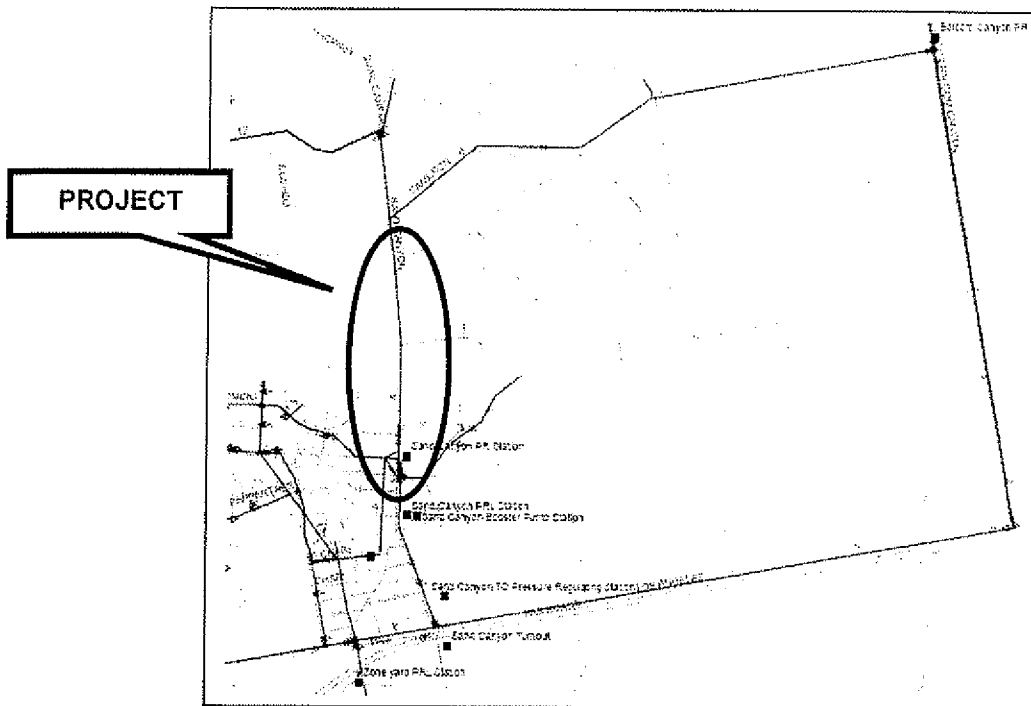
Project No.: N/A

Supr. District: 4

Unincorporated Area: X

City of: N/A

LOCATION MAP



SCOPE OF WORK AND OBJECTIVE

Replacement of 12-inch water line near Sand Canyon Booster Pump Station, along Sand Canyon Road.

SCHEDULED FUNDING (2009 \$s)

ESTIMATED COST PER FISCAL YEAR

	Prev Yrs	2009-10	2010-11	2011-12	2012-13	2013-14
Design		5,000				
Right-of-Way		0				
Con.Eng/Insp		10,000				
Construction		35,000				
Misc.*		0				
FY TOTAL		\$50,000				

Total Estimated Cost: \$50,000

ENVIRONMENTAL REQUIREMENTS

Cat. Ex. ___ Neg. Dec. ___ EIR/EIS ___ Date Completed _____ Date Filed _____

REMARKS

VCWWD No. 19 - Water
*Mitigation cost - N/A.

Prepared by: C. Muñoz

Date: 3/09

**VENTURA COUNTY PUBLIC WORKS AGENCY
WATER & SANITATION DEPARTMENT**

Project Name: General Water System Improvements

Project No.: N/A

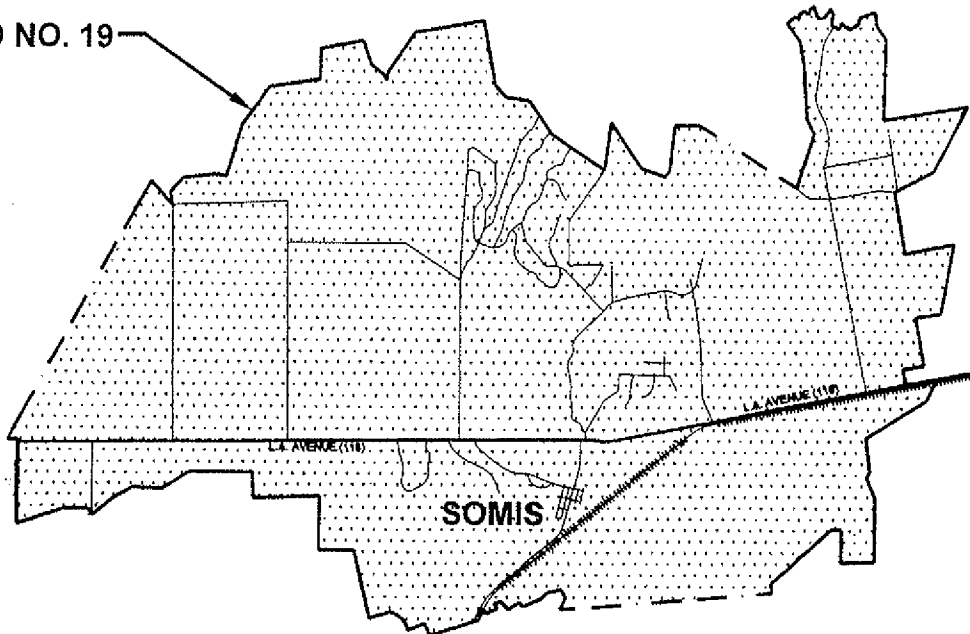
Supr. District: 4

Unincorporated Area: X

City of: N/A

LOCATION MAP

VCWWD NO. 19



SCOPE OF WORK AND OBJECTIVE

Unidentified water system improvements throughout the District to comply with applicable Federal and State requirements and to improve the system's efficiency and flexibility.

SCHEDULED FUNDING (2009 \$s)

ESTIMATED COST PER FISCAL YEAR

	Prev. Yrs	2009-10	2010-11	2011-12	2012-13	2013-14
Design	10,000	80,000	60,000	60,000	60,000	60,000
Right-of-Way	0	0	0	0	0	0
Con. Eng/Insp	5,000	50,000	40,000	40,000	40,000	40,000
Construction	85,000	850,000	400,000	400,000	400,000	400,000
Misc.*	0	0	0	0	0	0
FY TOTAL	\$100,000	980,000	\$500,000	\$500,000	\$500,000	\$500,000

Total Estimated Cost: \$3,080,000

ENVIRONMENTAL REQUIREMENTS

Cat. Ex. X Neg. Dec. X EIR/EIS__ Date Completed ____ Date Filed ____

REMARKS

VCWWD No. 19 - Water

*Mitigation cost - N/A.

Prepared by: C. Muñoz

Date: 3/09

**VENTURA COUNTY PUBLIC WORKS AGENCY
WATER & SANITATION DEPARTMENT**

Project Name: Bradley/Greentree Booster Pump Station

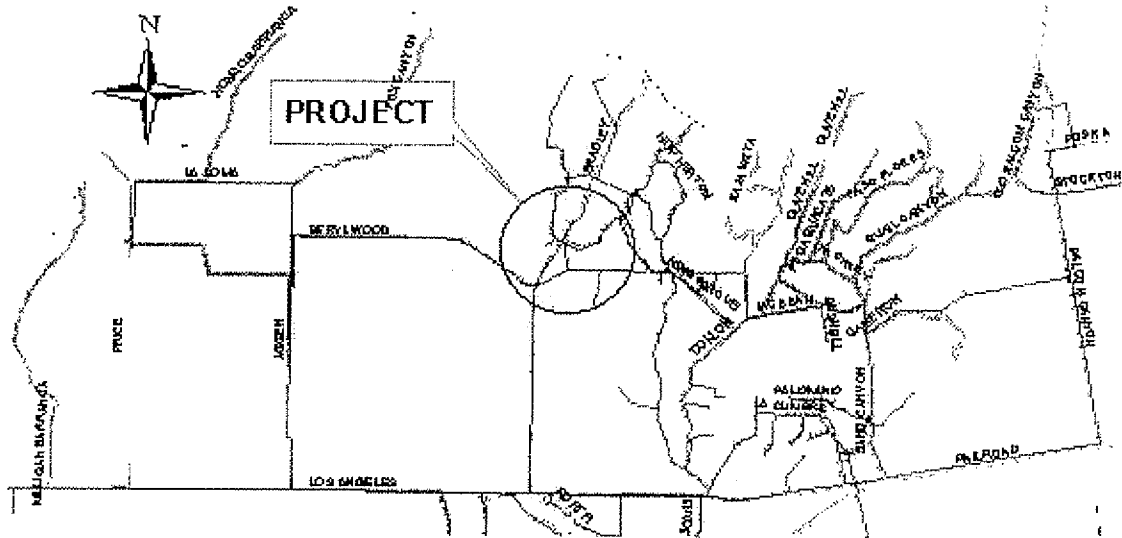
Project No.: N/A

Supr. District: 4

Unincorporated Area: X

City of: N/A

LOCATION MAP



SCOPE OF WORK AND OBJECTIVE

Construct Booster Pump Station to provide adequate pressure to existing customers and improve operational flexibility of the system.

SCHEDULED FUNDING (2009 \$s)

ESTIMATED COST PER FISCAL YEAR

	2007-08	2009-10	2010-11	2011-12	2012-13	2013-14
Design			20,000			
Right-of-Way			20,000			
Con.Eng/Insp			16,000			
Construction			160,000			
Misc.*			0			
FY TOTAL			\$216,000			

Total Estimated Cost: \$216,000

ENVIRONMENTAL REQUIREMENTS

Cat. Ex. X Neg. Dec. EIR/EIS Date Completed Date Filed

REMARKS

VCWWD No. 19 - Water
*Mitigation cost - N/A.

Prepared by: C. Muñoz

Date: 3/09

**VENTURA COUNTY PUBLIC WORKS AGENCY
WATER & SANITATION DEPARTMENT**

Project Name: Infrastructure Improvement Plan

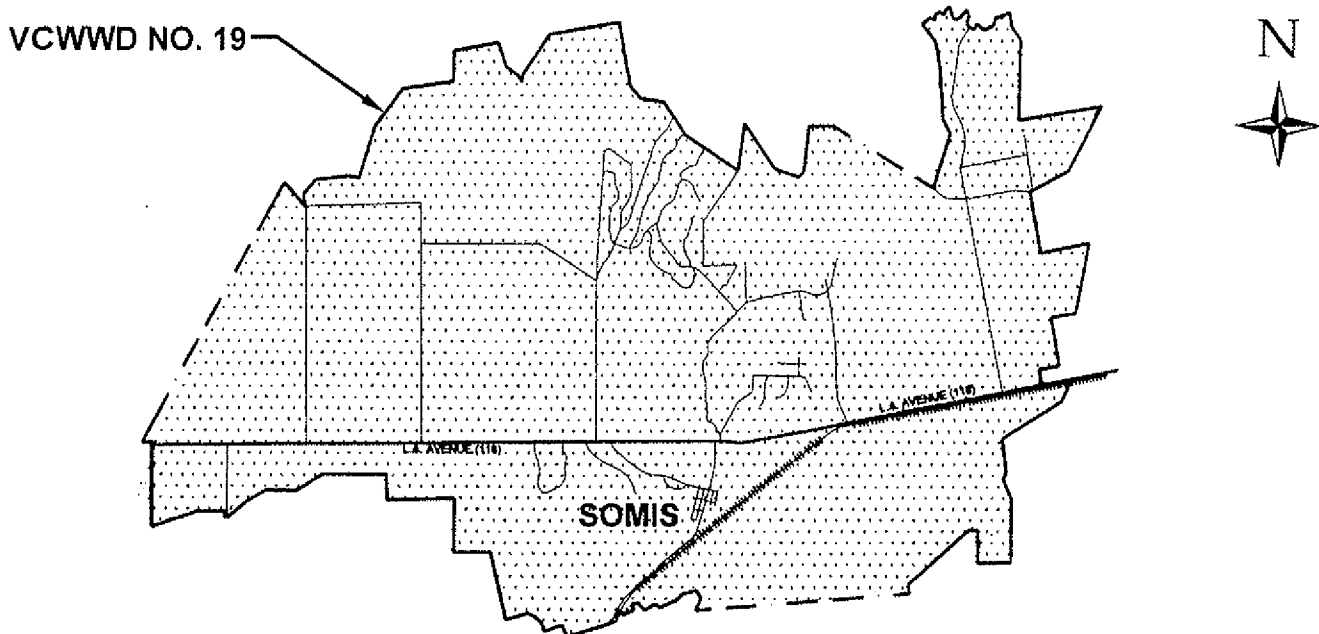
Project No.: N/A

Supr. District: 4

Unincorporated Area: X

City of: N/A

LOCATION MAP



SCOPE OF WORK AND OBJECTIVE

Water system improvements per infrastructure improvement plan to comply with applicable Federal and State requirements and to improve the system's efficiency and flexibility.

SCHEDULED FUNDING (2009 \$s)

ESTIMATED COST PER FISCAL YEAR

	Prev.Yrs	2009-10	2010-11	2011-12	2012-13	2013-14
Design		60,000		60,000	60,000	
Right-of-Way		0		0	0	
Con. Eng/Insp		40,000		40,000	40,000	
Construction		500,000		500,000	500,000	
Misc.*		0		0	0	
FY TOTAL		\$600,000		\$600,000	\$600,000	

Total Estimated Cost: \$1,800,000

ENVIRONMENTAL REQUIREMENTS

Cat. Ex. X Neg. Dec. EIR/EIS Date Completed Date Filed

REMARKS

VCWWD No. 19 - Water
*Mitigation cost - N/A.

Prepared by: C. Muñoz

Date: 3/09

**LAKE SHERWOOD COMMUNITY SERVICES DISTRICT
PLANNED CAPITAL PROJECTS
FIVE YEAR PLAN - 2009**

WATER PROJECTS

ESTIMATED COST

FY 2009 - 10

General Water System Improvements

\$200,000

Total: \$200,000

FY 2010-11

Pressure Reducing Station Between Zones II & III

\$55,000

General Water System Improvements

\$100,000

Total: \$155,000

FY 2011-12

General Water System Improvements

\$100,000

Total: \$100,000

FY 2012-13

General Water System Improvements

\$100,000

Total: \$100,000

FY 2013-14

General Water System Improvements

\$100,000

Total: \$100,000

SUMMARY

FY 2009-10

\$200,000

FY 2010-11

\$155,000

FY 2011-12

\$100,000

FY 2012-13

\$100,000

FY 2013-14

\$100,000

Grand Total: \$655,000

**VENTURA COUNTY PUBLIC WORKS AGENCY
WATER & SANITATION DEPARTMENT**

Project Name: General Water System Improvements

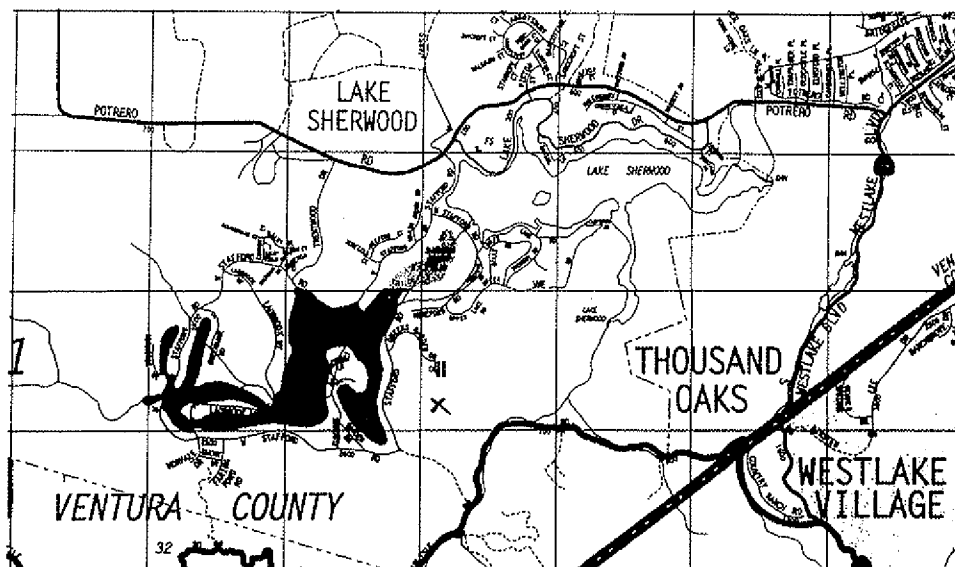
Project No.: N/A

Supr. District: 2

Unincorporated Area: X

City of: N/A

LOCATION MAP



SCOPE OF WORK AND OBJECTIVE

Unidentified water system improvements throughout the District to comply with Federal and State requirements and to improve the efficiency and flexibility of the system.

SCHEDULED FUNDING (2009 \$s)

ESTIMATED COST PER FISCAL YEAR

	Prev Yrs	2009-10	2010-11	2011-12	2012-13	2013-14
Design		20,000	10,000	10,000	10,000	10,000
Right-of-Way		0	0	0	0	0
Con. Eng/Insp.		10,000	5,000	5,000	5,000	5,000
Construction		170,000	85,000	85,000	85,000	85,000
Misc.*		0	0	0	0	0
FY TOTAL		\$200,000	\$100,000	\$100,000	\$100,000	\$100,000

Total Estimated Cost: \$600,000

ENVIRONMENTAL REQUIREMENTS

Cat. Ex. X Neg. Dec. EIR/EIS Date Completed Date Filed

REMARKS

Lake Sherwood Community Services District - Water
*Mitigation cost - N/A.

Prepared by: C. Muñoz

Date: 3/09

**VENTURA COUNTY PUBLIC WORKS AGENCY
WATER & SANITATION DEPARTMENT**

Project Name: Pressure Reducing Station Between
Zones II and III

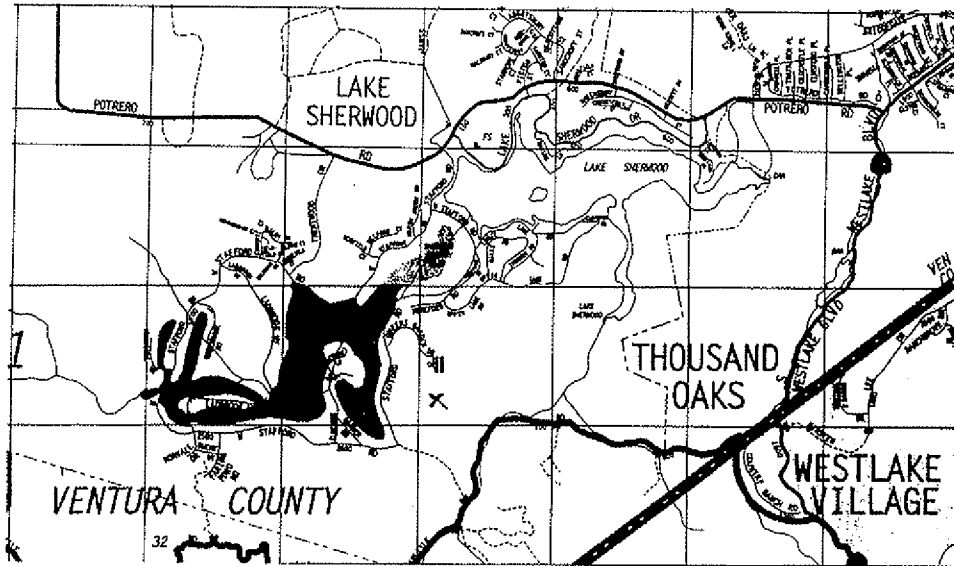
Project No.: N/A

Supr. District: 2

Unincorporated Area: X

City of: N/A

LOCATION MAP



SCOPE OF WORK AND OBJECTIVE

Construct Pressure Reducing Station between Zones II and III to provide adequate pressure to existing customers and improve efficiency of the system.

SCHEDULED FUNDING (2009 \$s)

ESTIMATED COST PER FISCAL YEAR

	Prev Yrs	2009-10	2010-11	2011-12	2012-13	2013-14
Design			10,000			
Right-of-Way			0			
Con. Eng/Insp.			5,000			
Construction			40,000			
Misc.*			0			
FY TOTAL			\$55,000			

Total Estimated Cost: \$55,000

ENVIRONMENTAL REQUIREMENTS

Cat. Ex. X Neg. Dec. EIR/EIS Date Completed Date Filed

REMARKS

Lake Sherwood Community Services District - Water
*Mitigation cost - N/A.

Prepared by: C. Muñoz

Date: 3/09

**COUNTY SERVICE AREA NO. 29
PLANNED CAPITAL PROJECTS
FIVE YEAR PLAN - 2009**

SEWER PROJECTS

ESTIMATED COST

FY 2009-10

Replace Force Main as Needed

\$4,600,000

Total: \$4,600,000

FY 2010-11 to FY 2013-14

No Projects Planned

\$0

Total: \$0

GRAND TOTAL: \$4,600,000

**VENTURA COUNTY PUBLIC WORKS AGENCY
WATER & SANITATION DEPARTMENT**

Project Name: General Sewer System Improvements
and Replacements

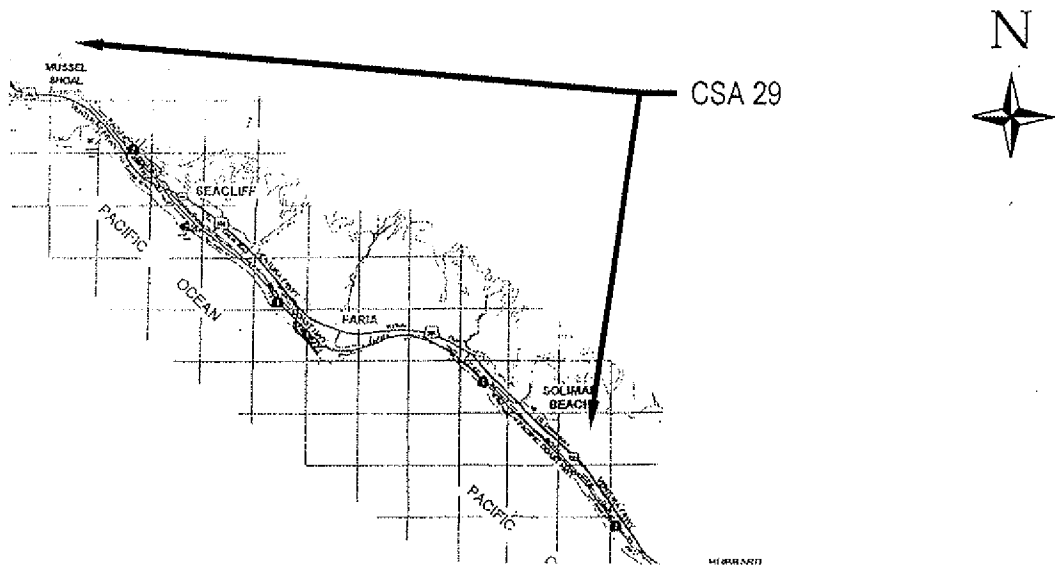
Project No.: N/A

Supr. District: 1

Unincorporated Area: X

City of: N/A

LOCATION MAP



SCOPE OF WORK AND OBJECTIVE

Unidentified sewer system improvements and replacements throughout County Service Area No. 29 to comply with Federal and State requirements, and improve the efficiency and flexibility of the system.

SCHEDULED FUNDING (2009 \$s)

ESTIMATED COST PER FISCAL YEAR

	Prev Yrs	2009-10	2010-11	2011-12	2012-13	2013-14
Design		300,000				
Right-of-Way		0				
Con. Eng/Insp		500,000				
Construction		3,800,000				
Misc.*		0				
FY TOTAL		\$4,600,000				

Total Estimated Cost: \$4,600,000

ENVIRONMENTAL REQUIREMENTS

Cat. Ex. X Neg. Dec. X EIR/EIS Date Completed _____ Date Filed _____

REMARKS

CSA No. 29 – Sewer
*Mitigation cost - N/A.

Prepared by: C. Muñoz

Date: 3/09

**COUNTY SERVICE AREA NO. 30
PLANNED CAPITAL PROJECTS
FIVE YEAR PLAN - 2009**

SEWER PROJECTS

ESTIMATED COST

FY 2009-10

Relocation of Sewer Line in Ventura Boulevard \$133,000

Total: \$133,000

FY 2010-11 to FY 2013-14

No Projects Planned \$0

Total: \$0

GRAND TOTAL: \$133,000

**VENTURA COUNTY PUBLIC WORKS AGENCY
WATER & SANITATION DEPARTMENT**

Project Name: Relocation of the Sewer Line in Ventura Blvd

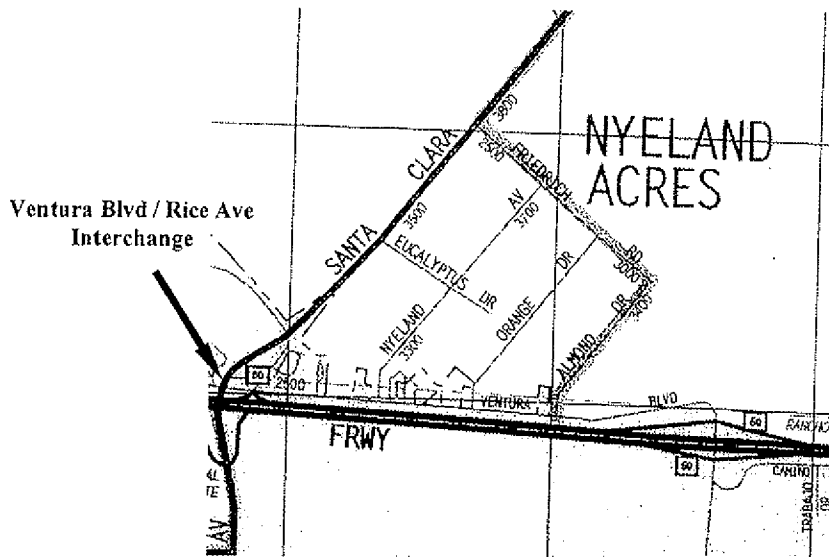
Project No.: N/A

Supr. District: 5

Unincorporated Area: X

City of: N/A

LOCATION MAP



SCOPE OF WORK AND OBJECTIVE

Relocation of sewer line that will be affected in Ventura Boulevard due to the Rice Avenue Freeway Interchange Project.

SCHEDULED FUNDING (2009 \$s)

ESTIMATED COST PER FISCAL YEAR

	Prev Yrs	2009-10	2010-11	2011-12	2012-13	2013-14
Design	12,000	0				
Right-of-Way	0	0				
Con. Eng/Insp	0	13,000				
Construction	0	120,000				
Misc.*	0	0				
FY TOTAL	\$12,000	\$133,000				

Total Estimated Cost: \$145,000

ENVIRONMENTAL REQUIREMENTS

Cat. Ex. X Neg. Dec. X EIR/EIS Date Completed _____ Date Filed _____

REMARKS

CSA No. 30 – Sewer
*Mitigation cost - N/A.

Prepared by: C. Muñoz

Date: 3/09

**COUNTY SERVICE AREA NO. 34
GROUNDWATER CONTAMINANT ELIMINATION PROJECT
PLANNED CAPITAL PROJECTS
FIVE YEAR PLAN - 2009**

FY 2009 - 10

Phase 5A - El Rio GCEP	\$4,694,000
Phase 5B - El Rio GCEP	\$3,735,000
Total:	\$8,429,000

FY 2010 - 11

Phase 5B - El Rio GCEP	\$1,135,000
Phase 5C - El Rio GCEP	\$4,080,000
Phase 5D - El Rio GCEP	\$2,045,000
Total:	\$7,260,000

FY 2011-12

Phase 5D - El Rio GCEP	\$2,045,000
Total:	\$2,045,000

FY 2012-14

No Projects Planned	\$0
Total:	\$0

SUMMARY

FY 2009-10	\$8,429,000
FY 2010-11	\$7,260,000
FY 2011-12	\$2,045,000
FY 2012-14	\$0
Grand Total:	\$17,734,000

* The Watershed Protection District (WPD) committed up to \$4.0 million in District Funds to assist in completing the El Rio Forebay GCEP. The \$4.0 million is included in the total project cost of \$30.0 million. See WPD 5-Year Plan for \$4.0 million committed funds.

**VENTURA COUNTY PUBLIC WORKS AGENCY
WATER & SANITATION DEPARTMENT**

Project Name: El Rio Forebay Groundwater
Contaminant Elimination Project
Phase 5-A

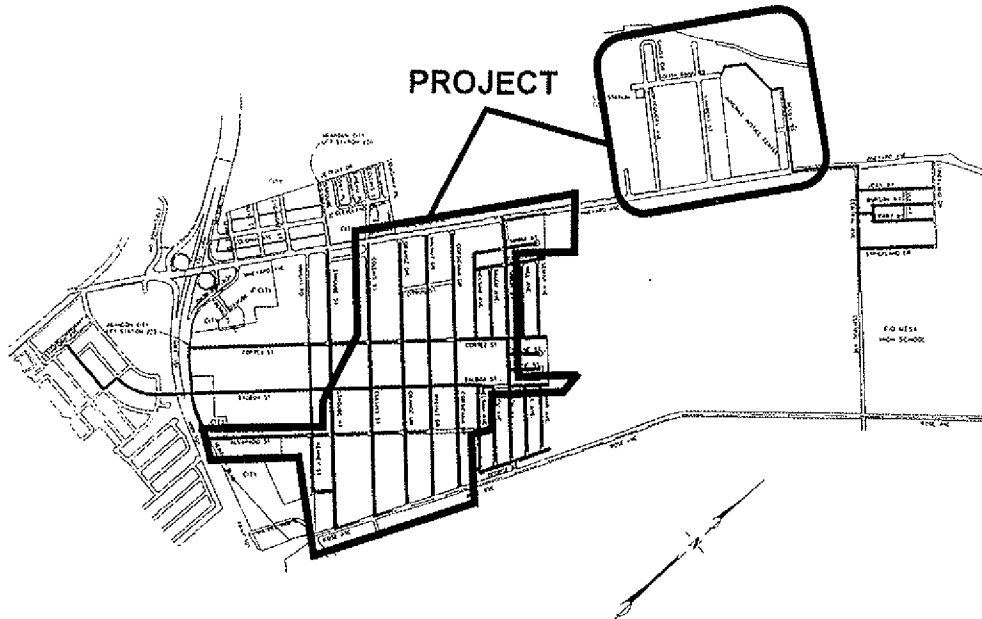
Project No.: 21022

Supr. District: 5

Unincorporated Area: X

City of: N/A

LOCATION MAP



SCOPE OF WORK AND OBJECTIVE

Install gravity sewer line to comply with Los Angeles California Regional Water Quality Control Board mandate to phase out septic tanks by Jan. 1, 2008 and eliminate groundwater contamination.

SCHEDULED FUNDING (2009 \$s)

ESTIMATED COST PER FISCAL YEAR

	Prev.Yrs	2009-10	2010-11	2011-12	2012-13	2013-14
Design	0	10,000				
Right-of-Way	0	0				
Con. Eng/Insp.	220,000	500,000				
Construction	1,700,000	4,184,000				
Misc.		0				
FY TOTAL	\$1,920,000	\$4,694,000				

Total Estimated Cost: \$6,614,000

ENVIRONMENTAL REQUIREMENTS

Cat. Ex. __ Neg. Dec. X EIR/EIS __ Date Completed 3/27/01 Date Filed 4/4/01

REMARKS

CSA 34 - El Rio GCEP
Funding: State Loan

Prepared by: C. Muñoz

Date: 3/09

**VENTURA COUNTY PUBLIC WORKS AGENCY
WATER & SANITATION DEPARTMENT**

Project Name: El Rio Forebay Groundwater
Contaminant Elimination Project
Phase 5-B

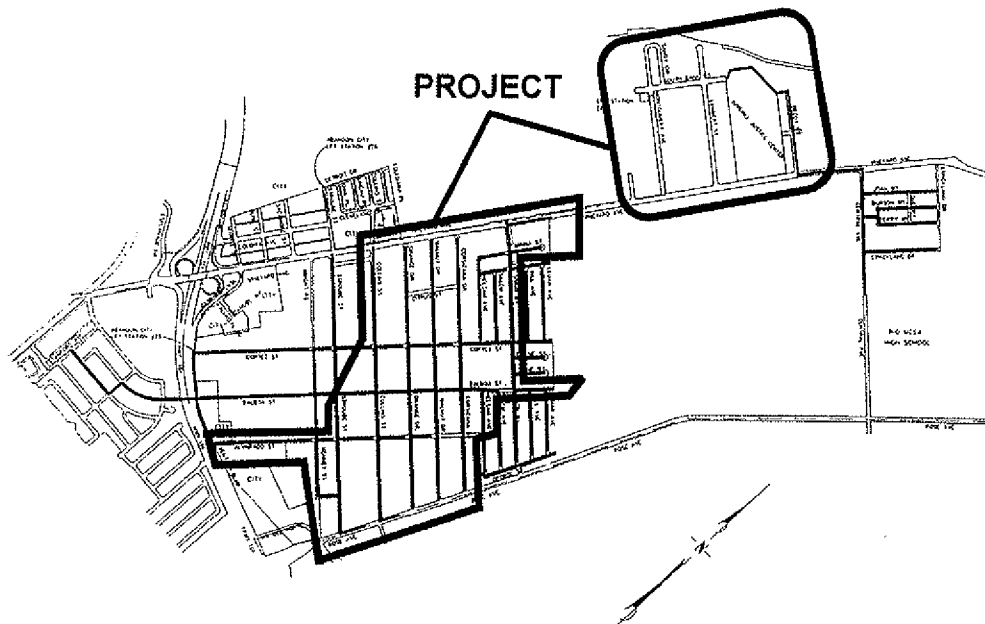
Project No.: 21022

Supr. District: 5

Unincorporated Area: X

City of: N/A

LOCATION MAP



SCOPE OF WORK AND OBJECTIVE

Install gravity sewer line to comply with Los Angeles California Regional Water Quality Control Board mandate to phase out septic tanks by Jan. 1, 2008 and eliminate groundwater contamination.

SCHEDULED FUNDING (2009 \$s)

ESTIMATED COST PER FISCAL YEAR

	Prev.Yrs	2009-10	2010-11	2011-12	2012-13	2013-14
Design		10,000	5,000			
Right-of-Way		0	0			
Con. Eng/Insp.		425,000	130,000			
Construction		3,300,000	1,000,000			
Misc.		0	0			
FY TOTAL		\$3,735,000	\$1,135,000			

Total Estimated Cost: \$4,870,000

ENVIRONMENTAL REQUIREMENTS

Cat. Ex. ___ Neg. Dec. X EIR/EIS ___ Date Completed 3/27/01 Date Filed 4/4/01

REMARKS

CSA 34 - El Rio GCEP
Funding: State Loan

Prepared by: C. Muñoz

Date: 3/09

**VENTURA COUNTY PUBLIC WORKS AGENCY
WATER & SANITATION DEPARTMENT**

Project Name: El Rio Forebay Groundwater
Contaminant Elimination Project
Phase 5-C

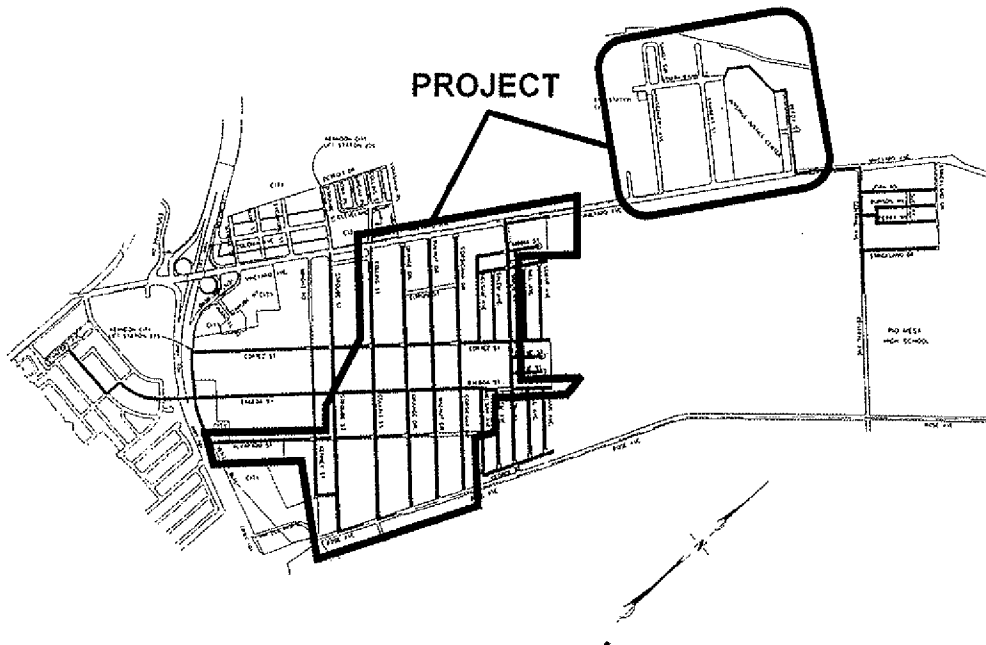
Project No.: 21022

Supr. District: 5

Unincorporated Area: X

City of: N/A

LOCATION MAP



SCOPE OF WORK AND OBJECTIVE

Install gravity sewer line to comply with Los Angeles California Regional Water Quality Control Board mandate to phase out septic tanks by Jan. 1, 2008 and eliminate groundwater contamination.

SCHEDULED FUNDING (2009 \$s)

ESTIMATED COST PER FISCAL YEAR

	Prev.Yrs	2009-10	2010-11	2011-12	2012-13	2013-14
Design			10,000			
Right-of-Way			0			
Con. Eng/Insp.			470,000			
Construction			3,600,000			
Misc.			0			
FY TOTAL			\$4,080,000			

Total Estimated Cost: \$4,080,000

ENVIRONMENTAL REQUIREMENTS

Cat. Ex. ___ Neg. Dec. X EIR/EIS ___ Date Completed 3/27/01 Date Filed 4/4/01

REMARKS

CSA 34 - El Rio GCEP
Funding: State Loan

Prepared by: C. Muñoz

Date: 3/09

**VENTURA COUNTY PUBLIC WORKS AGENCY
WATER & SANITATION DEPARTMENT**

Project Name: El Rio Forebay Groundwater
Contaminant Elimination Project
Phase 5-D

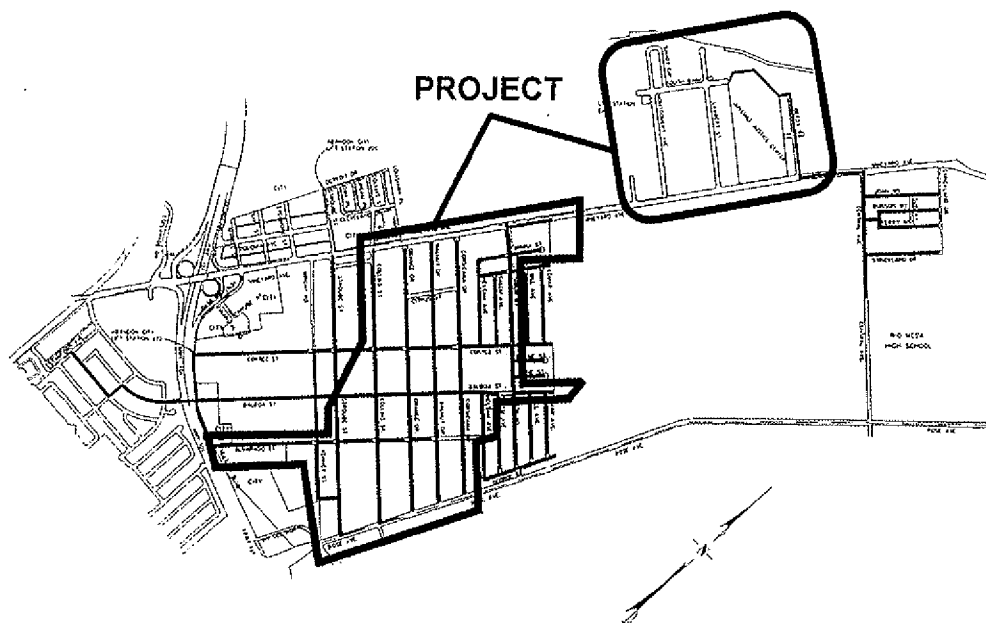
Project No.: 21022

Supr. District: 5

Unincorporated Area: X

City of: N/A

LOCATION MAP



SCOPE OF WORK AND OBJECTIVE

Install gravity sewer line to comply with Los Angeles California Regional Water Quality Control Board mandate to phase out septic tanks by Jan. 1, 2008 and eliminate groundwater contamination.

SCHEDULED FUNDING (2009 \$s)

ESTIMATED COST PER FISCAL YEAR

	Prev.Yrs	2009-10	2010-11	2011-12	2012-13	2013-14
Design			5,000	5,000		
Right-of-Way			0	0		
Con. Eng/Insp.			240,000	240,000		
Construction			1,800,000	1,800,000		
Misc.			0	0		
FY TOTAL			\$2,045,000	\$2,045,000		

Total Estimated Cost: \$4,090,000

ENVIRONMENTAL REQUIREMENTS

Cat. Ex. ☐ Neg. Dec. ☒ EIR/EIS Date Completed 3/27/01 Date Filed 4/4/01

REMARKS

CSA 34 - El Rio GCEP
Funding: State Loan

Prepared by: C. Muñoz

Date: 3/09

**CAMARILLO UTILITY ENTERPRISE
PLANNED CAPITAL PROJECTS
FIVE YEAR PLAN - 2009**

FY 2009-10

SEWER PROJECTS

ESTIMATED COST

Force Main Replacement

\$385,000

Total:

\$385,000

FY 2010-11 to FY 2013-14

No Projects Planned

\$0

Total:

\$0

GRAND TOTAL:

\$385,000

**VENTURA COUNTY PUBLIC WORKS AGENCY
WATER & SANITATION DEPARTMENT**

Project Name: Force Main Replacement

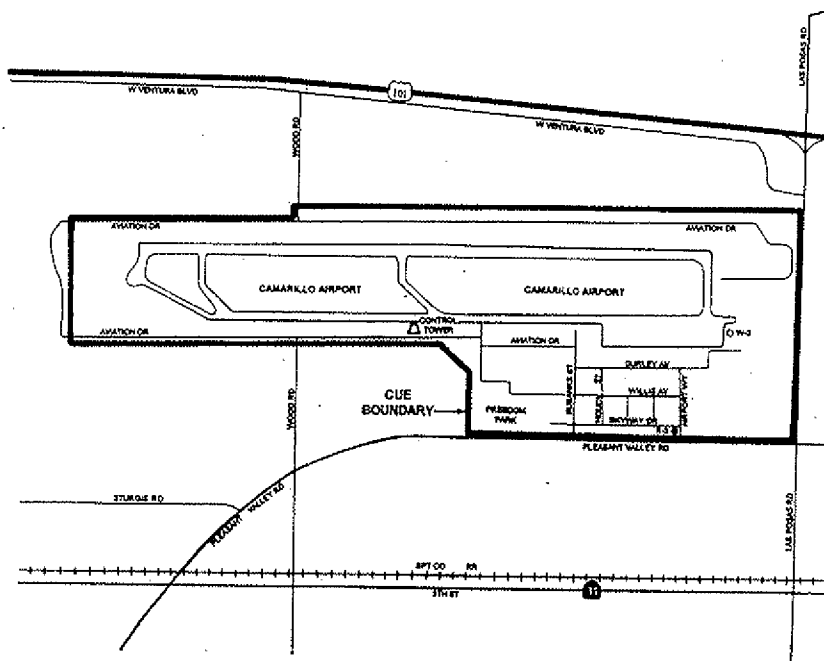
Project No.: N/A

Supr. District: 3

Unincorporated Area: X

City of: N/A

LOCATION MAP



SCOPE OF WORK AND OBJECTIVE

Replacement of approximately 8,000 LF of Force Main to improve efficiency of the system.

SCHEDULED FUNDING (2009 \$s)

ESTIMATED COST PER FISCAL YEAR

	Prev.Yrs	2009-10	2010-11	2011-12	2012-13	2013-14
Design		50,000				
Right-of-Way		0				
Con. Eng/Insp.		0				
Construction		335,000				
Misc.*		0				
FY TOTAL		\$385,000				

Total Estimated Cost: \$385,000

ENVIRONMENTAL REQUIREMENTS

Cat. Ex. X Neg. Dec. EIR/EIS Date Completed Date Filed


REMARKS

Camarillo Utility Enterprise - Sewer
*Mitigation cost - N/A.

Prepared by: C. Muñoz

Date: 3/09

PUBLIC WORKS AGENCY
WATERSHED PROTECTION DISTRICT



FIVE-YEAR
CAPITAL IMPROVEMENT PROGRAM

VENTURA COUNTY WATERSHED PROTECTION DISTRICT
CAPITAL PROJECTS FINANCING
FIVE-YEAR PLAN

	<u>FISCAL YEAR</u>					
<u>Source</u>	<u>2009-10</u>	<u>2010-11</u>	<u>2011-12</u>	<u>2012-13</u>	<u>2013-14</u>	<u>TOTAL</u>
<u>Zone 1</u>						
WPD	\$3,070,000	\$6,990,000	\$8,641,000	\$3,000,000	\$450,000	\$22,151,000
<u>Zone 2</u>						
WPD	\$14,909,000	\$7,656,000	\$7,225,000	\$7,235,000	\$6,875,000	\$43,900,000
<u>Zone 3</u>						
WPD	\$4,910,000	\$4,500,000	\$2,425,000	\$2,910,000	\$3,330,000	\$18,075,000
<u>Zone 4</u>						
WPD	\$0	\$0	\$0	\$0	\$0	\$0
<u>Annual Total</u>						
	\$22,889,000	\$19,146,000	\$18,291,000	\$13,145,000	\$10,655,000	\$84,126,000

VENTURA COUNTY WATERSHED PROTECTION DISTRICT
 PLANNED CAPITAL PROJECTS
 FIVE-YEAR PLAN
 2009

ZONE 1 FY 09/10

<u>Channel</u>	<u>Reach</u>	<u>Est. Cost</u>
Dent Canyon Basin Retrofit	E/O Cedar St.	\$185,000
Matilija Dam Ecosystem Restoration Camino Cielo Bridge Replacement	North of Ojai	\$565,000
Matilija Dam Ecosystem Restoration Giant Reed Removal	Matilija Dam	\$825,000
Matilija Dam Ecosystem Restoration Preconstruction Engineering and Design	Matilija Dam	\$350,000
Matilija Dam Ecosystem Restoration Santa Ana Blvd. Modification	Oak View	\$345,000
Ventura River Levee Improvements	D/S Shell Rd.	\$800,000
	<u>GRAND TOTAL</u>	<u>\$3,070,000</u>

VENTURA COUNTY WATERSHED PROTECTION DISTRICT
 PLANNED CAPITAL PROJECTS
 FIVE-YEAR PLAN
 2009

ZONE 1 FY 10/11 to 13/14

<u>Channel</u>	<u>Reach</u>	<u>Est. Cost</u>
Dent Canyon Basin Retrofit	E/O Cedar St.	\$370,000
Fresno Canyon Flood Mitigation	Casitas Springs	\$4,390,000
Matilija Dam Ecosystem Restoration Camino Cielo Bridge Replacement	North of Ojai	\$5,856,000
Matilija Dam Ecosystem Restoration Foster Park Wells	Casitas Vista Road	\$1,520,000
Matilija Dam Ecosystem Restoration Giant Reed Removal	Matilija Dam	\$1,710,000
Matilija Dam Ecosystem Restoration Preconstruction Engineering and Design	Matilija Dam	\$700,000
Matilija Dam Ecosystem Restoration Santa Ana Blvd. Modification	Oak View	\$4,535,000
	<u>GRAND TOTAL</u>	<u>\$19,081,000</u>

**VENTURA COUNTY PUBLIC WORKS AGENCY
WATERSHED PROTECTION DISTRICT**

Project Name: Dent Canyon Basin Retrofit

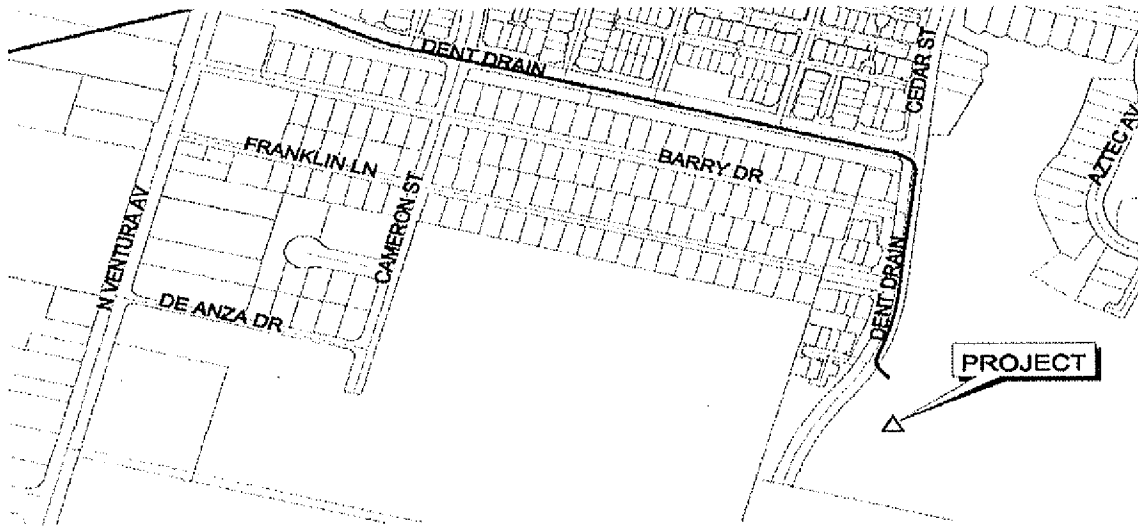
Project No.: 81931

Supervisory District: 1

District Zone: 1

Location: Ventura

LOCATION MAP



SCOPE OF WORK AND OBJECTIVE

Modify outlet pipe and emergency spillway of the existing debris basin. Objective is to bring the basin outlet facilities up to District standards.

SCHEDULED FUNDING

ESTIMATED COST PER FISCAL YEAR

	Prev Yrs	2009-2010	2010-2011	2011-2012	2012-2013	2013-2014
Preliminary Design	\$ 66,479	\$ 60,000				
Environ. Processing/Permits		\$ 40,000				
Final Design	\$ 16,142	\$ 85,000				
Right-of-Way/Utility Relocations						
Construction			\$ 350,000			
Mitigation						
Project Closeout	\$ 8,245		\$ 20,000			
FY TOTAL	\$ 90,866	\$ 185,000	\$ 370,000	\$ -	\$ -	\$ -
Total Estimated Cost:	\$ 645,866					

ENVIRONMENTAL REQUIREMENTS

Cat. Ex. _____ Neg. Dec. X EIR/EIS _____ Date Completed _____ Date Filed _____

REMARKS

Additional Annual Operations and Maintenance Costs = \$0
Mitigation Maintenance and Monitoring Costs = \$20,000 (Funded over 5 yrs. starting from const. completion)

VENTURA COUNTY PUBLIC WORKS AGENCY
WATERSHED PROTECTION DISTRICT

Project Name: Fresno Canyon Flood Mitigation

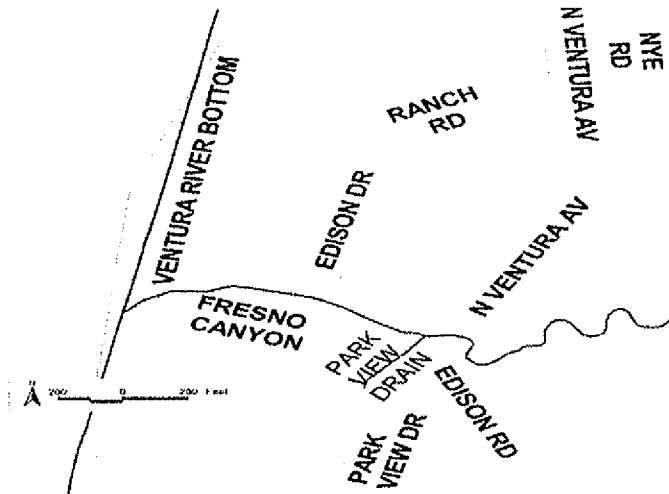
Project No.: NA

Supervisory District: 1

District Zone: 1

Location: Casitas Springs

LOCATION MAP



SCOPE OF WORK AND OBJECTIVE

Construct a bypass reinforced concrete box conduit from upstream of Highway 33 to Ventura River. The purpose of this project is to provide 100-year flood protection to the community of Casitas Springs.

SCHEDULED FUNDING

ESTIMATED COST PER FISCAL YEAR

	Prev Yrs	2009-2010	2010-2011	2011-2012	2012-2013	2013-2014
Preliminary Design	\$ 160,000					
Environ. Processing/Permits			\$ 140,000			
Final Design			\$ 250,000	\$ 50,000		
Right-of-Way/Utility Relocations				\$ 500,000		
Construction					\$ 3,000,000	
Mitigation						\$ 400,000
Project Closeout						\$ 50,000
FY TOTAL	\$ 160,000	\$ -	\$ 390,000	\$ 550,000	\$ 3,000,000	\$ 450,000

Total Estimated Cost: \$ 4,550,000

ENVIRONMENTAL REQUIREMENTS

Cat. Ex. _____ Neg. Dec. _____ EIR/EIS ☒ Date Completed _____ Date Filed _____

REMARKS

Additional Annual Operations and Maintenance Costs = \$20,000
Mitigation Maintenance and Monitoring cost = \$100,000 (Funded over 5 years starting from const. completion)
Project costs will be reimbursed 75% with FEMA HMGP Grant Funds.

**VENTURA COUNTY PUBLIC WORKS AGENCY
WATERSHED PROTECTION DISTRICT**

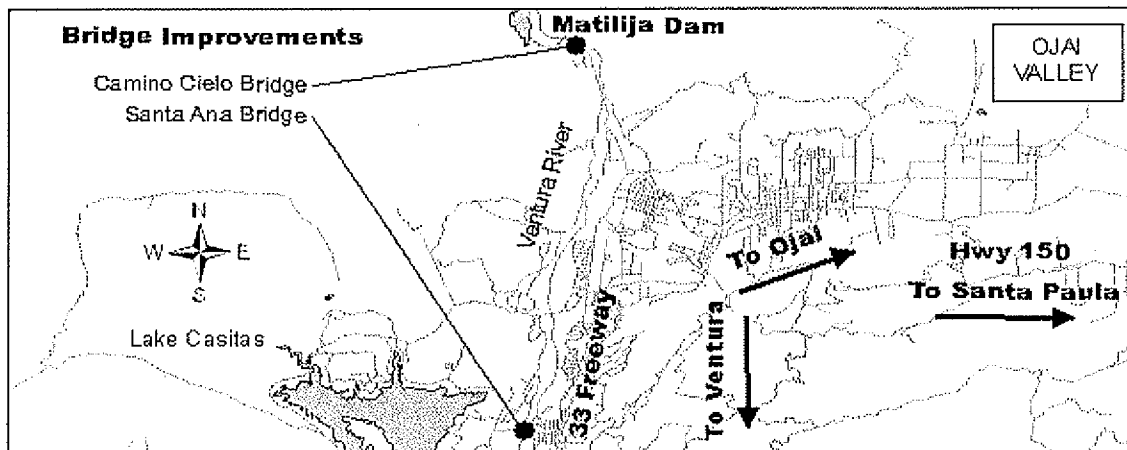
Project Name: Matilija Dam Ecosystem Restoration - Camino Cielo Bridge Replacement Project No.: 81918

Supervisory District: 1

District Zone: 1

Location: North of Ojai

LOCATION MAP



SCOPE OF WORK AND OBJECTIVE

Replace the existing bridge at Camino Cielo. This project is a mitigation element of the Matilija Dam Ecosystem Restoration Project.

SCHEDULED FUNDING

ESTIMATED COST PER FISCAL YEAR

	Prev Yrs	2009-2010	2010-2011	2011-2012	2012-2013	2013-2014
Preliminary Design	\$ 79,480	\$ 310,000				
Environ. Processing/Permits	\$ 1,780	\$ 25,000		\$ 25,000		
Final Design		\$ 230,000				
Right-of-Way/Utility Relocations	\$ 4,270		\$ 250,000			
Construction				\$ 5,561,000		
Mitigation						
Project Closeout				\$ 20,000		
FY TOTAL	\$ 85,530	\$ 565,000	\$ 250,000	\$ 5,606,000	\$ -	\$ -
Total Estimated Cost:	\$ 6,506,530					

ENVIRONMENTAL REQUIREMENTS

Cat. Ex. _____ Neg. Dec. _____ EIR/EIS X Date Completed 12/04 Date Filed _____

REMARKS

Additional Annual Operations and Maintenance Costs = \$0

All Watershed Protection District costs are expected to be reimbursed by project co-sponsors.

VENTURA COUNTY PUBLIC WORKS AGENCY
WATERSHED PROTECTION DISTRICT

Project Name: Matilija Dam Ecosystem Restoration - Foster Park Wells

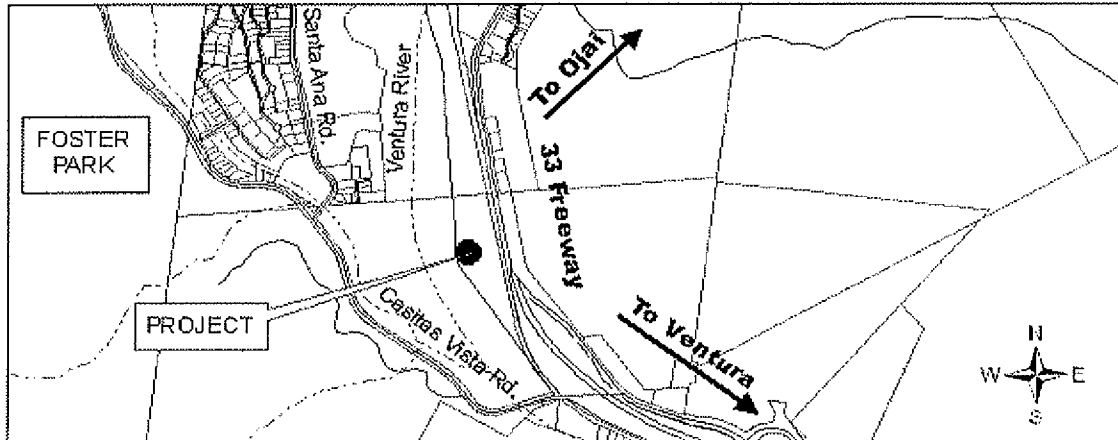
Project No.: 81917

Supervisory District: 1

District Zone: 1

Location: Foster Park

LOCATION MAP



SCOPE OF WORK AND OBJECTIVE

Construct two municipal water supply wells for the City of Ventura. This project offsets impacts to the City's ability to divert water from the removal of Matilija Dam.

SCHEDULED FUNDING

ESTIMATED COST PER FISCAL YEAR

	Prev Yrs	2009-2010	2010-2011	2011-2012	2012-2013	2013-2014
Preliminary Design	\$ 34,420					
Environ. Processing/Permits						
Final Design	\$ 21,800					
Right-of-Way/Utility Relocations	\$ 5,299					
Construction	\$ 569,595		\$ 1,500,000			
Mitigation						
Project Closeout			\$ 20,000			
FY TOTAL	\$ 631,114	\$ -	\$ 1,520,000	\$ -	\$ -	\$ -
Total Estimated Cost:	\$ 2,151,114					

ENVIRONMENTAL REQUIREMENTS

Cat. Ex. _____ Neg. Dec. _____ EIR/EIS ☒ Date Completed 12/04 Date Filed _____

REMARKS

Additional Annual Operations and Maintenance Costs = \$0
Grant funding for Phase 2 construction scheduled in FY11 has not yet been identified.

**VENTURA COUNTY PUBLIC WORKS AGENCY
WATERSHED PROTECTION DISTRICT**

Project Name: Matilija Dam Ecosystem Restoration - Giant Reed Removal

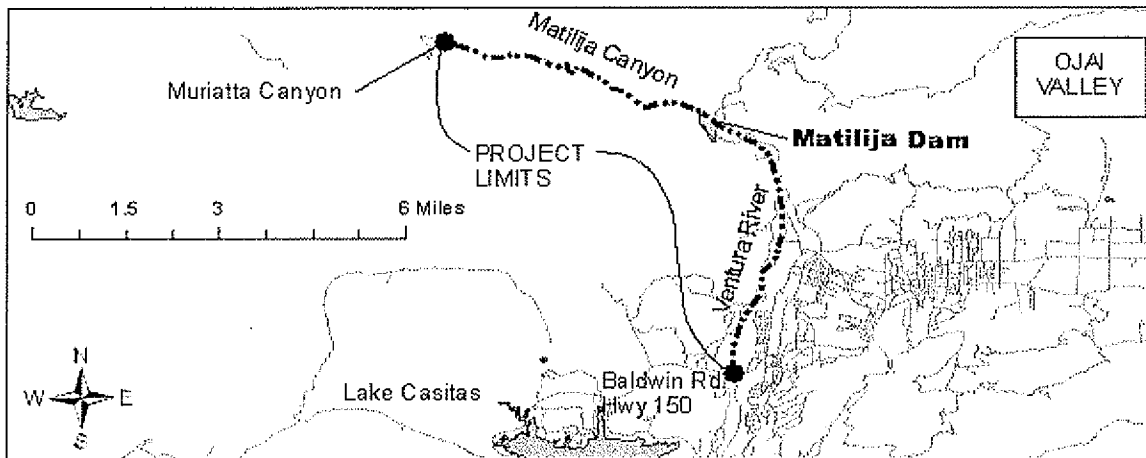
Project No.: 81916

Supervisory District: 1

District Zone: 1

Location: North of Ojai

LOCATION MAP



SCOPE OF WORK AND OBJECTIVE

Removal Arundo Donax and other invasive species from Highway 150 to the headwaters of Matilija Canyon. This project is a mitigation component of the the Matilija Dam Ecosystem Restoration Project.

SCHEDULED FUNDING

ESTIMATED COST PER FISCAL YEAR

	Prev Yrs	2009-2010	2010-2011	2011-2012	2012-2013	2013-2014
Preliminary Design	\$ 72,156	\$ 75,000				
Environ. Processing/Permits	\$ 64,658	\$ 150,000	\$ 50,000			
Final Design	\$ 65,466		\$ 100,000			
Right-of-Way/Utility Relocations	\$ 145,466					
Construction	\$ 3,533,182	\$ 600,000	\$ 1,000,000	\$ 500,000		
Mitigation	\$ 88,196					
Project Closeout	\$ 51,531			\$ 60,000		
FY TOTAL	\$ 4,020,655	\$ 825,000	\$ 1,150,000	\$ 560,000	\$ -	\$ -

Total Estimated Cost: \$ 6,555,655

ENVIRONMENTAL REQUIREMENTS

Cat. Ex. _____ Neg. Dec. _____ EIR/EIS ☒ Date Completed 12/04 Date Filed

REMARKS

75% of prior year costs funded by SWRCB \$5M consolidated grant. Future expenditures are expected to be funded by grants.

**VENTURA COUNTY PUBLIC WORKS AGENCY
WATERSHED PROTECTION DISTRICT**

Project Name: Matilija Dam Ecosystem Restoration - PED

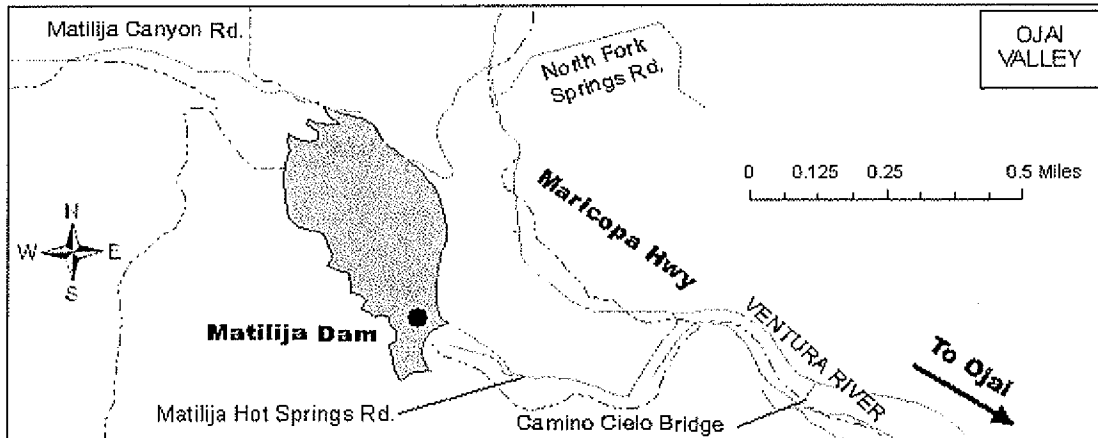
Project No.: 81915

Supervisory District: 1

District Zone: 1

Location: North of Ojai

LOCATION MAP



SCOPE OF WORK AND OBJECTIVE

Preconstruction, Engineering, and Design (PED) to remove Matilija Dam. The objective is to provide fish passage of the endangered steelhead trout and enhance habitat quality in the Matilija Creek and reduce flood control maintenance costs.

SCHEDULED FUNDING

ESTIMATED COST PER FISCAL YEAR

	Prev Yrs	2009-2010	2010-2011	2011-2012	2012-2013	2013-2014
Preliminary Design						
Environ. Processing/Permits						
Final Design	\$ 1,044,000	\$ 350,000	\$ 350,000	\$ 350,000		
Right-of-Way/Utility Relocations						
Construction						
Mitigation						
Project Closeout						
FY TOTAL	\$ 1,044,000	\$ 350,000	\$ 350,000	\$ 350,000	\$ -	\$ -

Total Estimated Cost: \$ 2,094,000

ENVIRONMENTAL REQUIREMENTS

Cat. Ex. _____ Neg. Dec. _____ EIR/EIS X Date Completed 12/04 Date Filed _____

REMARKS

Except for \$400,000, all Watershed Protection District costs will be reimbursed by project co-sponsors.

**VENTURA COUNTY PUBLIC WORKS AGENCY
WATERSHED PROTECTION DISTRICT**

Project Name: Matilija Dam Ecosystem Restoration -

Project No.: 81919

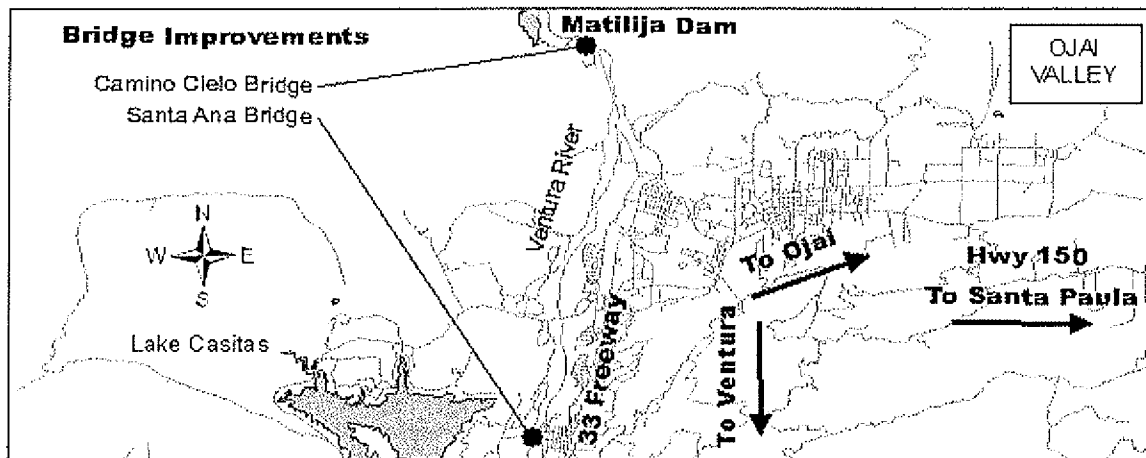
Santa Ana Bridge Modification

Supervisorial District: 1

District Zone: 1

Location: Oak View

LOCATION MAP



SCOPE OF WORK AND OBJECTIVE

Add a forth span to the Santa Ana Blvd. Bridge. This project is a mitigation element of the Matilija Dam Ecosystem Restoration Project.

SCHEDULED FUNDING

ESTIMATED COST PER FISCAL YEAR

	Prev Yrs	2009-2010	2010-2011	2011-2012	2012-2013	2013-2014
Preliminary Design	\$ 136,204	\$ 165,000				
Environ. Processing/Permits	\$ 1,920	\$ 25,000	\$ 10,000			
Final Design		\$ 155,000	\$ 50,000			
Right-of-Way/Utility Relocations	\$ 4,610					
Construction			\$ 2,900,000	\$ 1,550,000		
Mitigation						
Project Closeout				\$ 25,000		
FY TOTAL	\$ 142,734	\$ 345,000	\$ 2,960,000	\$ 1,575,000	\$ -	\$ -
Total Estimated Cost:	\$ 5,022,734					

ENVIRONMENTAL REQUIREMENTS

Cat. Ex. _____ Neg. Dec. _____ EIR/EIS X Date Completed 12/04 Date Filed _____

REMARKS

Additional Annual Operations and Maintenance Costs = \$0

All Watershed Protection District costs are expected to be reimbursed by project co-sponsors.

VENTURA COUNTY PUBLIC WORKS AGENCY
WATERSHED PROTECTION DISTRICT

Project Name: Ventura River Levee Improvements

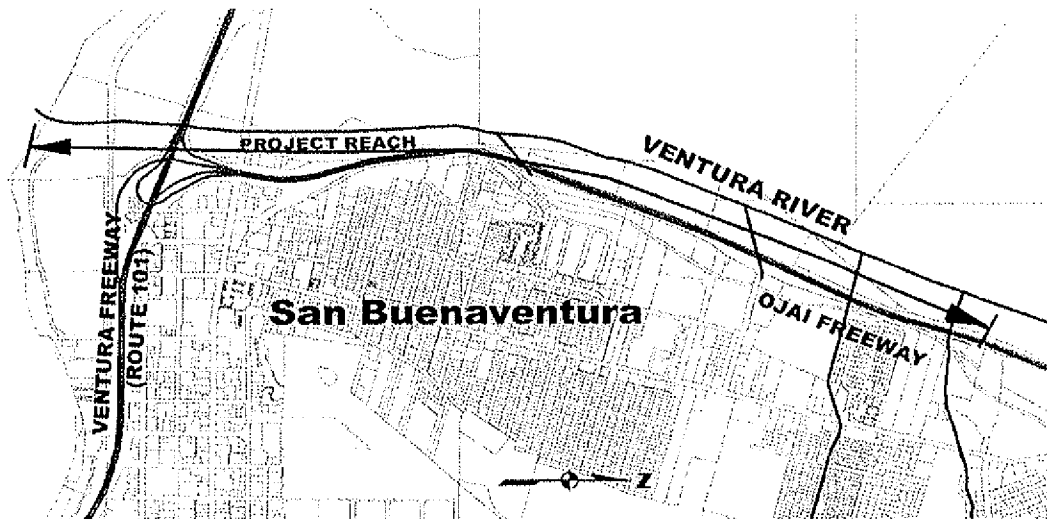
Project No.: NA

Supervisory District: 1

District Zone: 1

Location: Ventura

LOCATION MAP



SCOPE OF WORK AND OBJECTIVE

Complete all improvements and analysis required for certification of the existing Ventura River Levee (VR-1). The objective is provide 100-yr flood level of flood protection and certify the levee so that FEMA will recognize the levee in future flood insurance studies.

SCHEDULED FUNDING

ESTIMATED COST PER FISCAL YEAR

	Prev Yrs	2009-2010	2010-2011	2011-2012	2012-2013	2013-2014
Preliminary Design		\$400,000				
Environ. Processing/Permits						
Final Design		\$400,000				
Right-of-Way/Utility Relocations						
Construction						
Mitigation						
Project Closeout						
FY TOTAL	\$ -	\$ 800,000	\$ -	\$ -	\$ -	\$ -

Total Estimated Cost: \$ 800,000

ENVIRONMENTAL REQUIREMENTS

Cat. Ex. _____ Neg. Dec. X EIR/EIS _____ Date Completed _____ Date Filed _____

REMARKS

Identified funding is for design only. Funding sources have not been identified for construction of this project.

VENTURA COUNTY WATERSHED PROTECTION DISTRICT
 PLANNED CAPITAL PROJECTS
 FIVE-YEAR PLAN
 2009

ZONE 2 FY 09/10

<u>Channel</u>	<u>Reach</u>	<u>Est. Cost</u>
Arundell Barranca	Ventura Harbor to Harbor Blvd.	\$470,000
J Street Drain Facility Improvements	West Pleasant Valley Rd.	\$1,200,000
Piru Creek Bank Protection	U/S of Center St.	\$90,000
Pole Creek Channel Improvements	HWY 126 to 4th St.	\$5,650,000
Santa Clara River Bendway Weir Field	W/O Ventura Rd.	\$6,499,000
Santa Clara River Levee Improvements	D/S of Hwy 101	\$1,000,000
	<u>GRAND TOTAL</u>	<u>\$14,909,000</u>

VENTURA COUNTY WATERSHED PROTECTION DISTRICT
 PLANNED CAPITAL PROJECTS
 FIVE-YEAR PLAN
 2009

ZONE 2 FY 10/11 TO 13/14

<u>Channel</u>	<u>Reach</u>	<u>Est. Cost</u>
Arundell Barranca	UPRR to Mills Rd. Drain	\$260,000
Arundell Barranca	Ventura Harbor to Harbor Blvd.	\$ 6,175,000
J Street Drain Facility Improvements	West Pleasant Valley Rd.	\$20,800,000
Oxnard Industrial Drain Channel Improvements	Various	\$1,050,000
Pole Creek Channel Improvements	HWY 126 to 4th St.	\$250,000
Santa Clara River Bendway Weir Field	W/O Ventura Rd.	\$456,000
	<u>GRAND TOTAL</u>	<u>\$28,991,000</u>

VENTURA COUNTY PUBLIC WORKS AGENCY
WATERSHED PROTECTION DISTRICT

Project Name: Arundell Barranca - UPRR to Mills Rd. Drain

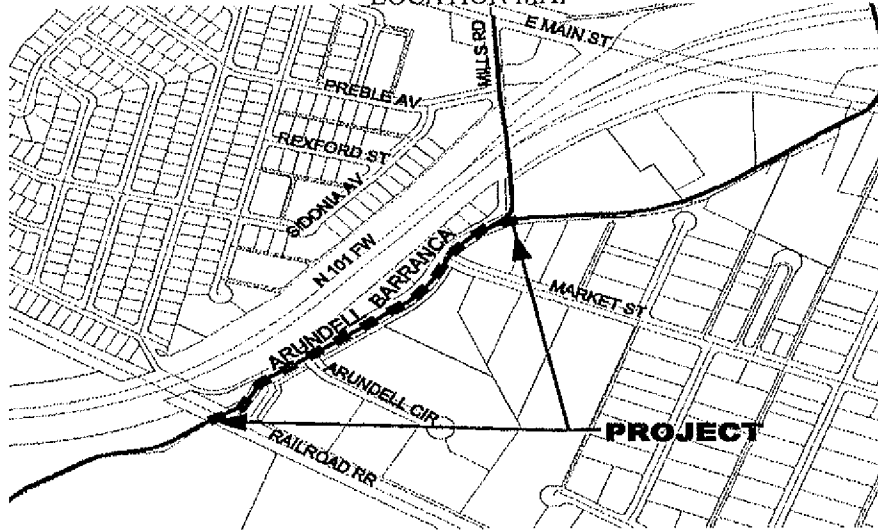
Project No.: 82406

Supervisory District: 1

District Zone: 2

Location: Ventura

LOCATION MAP



SCOPE OF WORK AND OBJECTIVE

Construct channel improvements from UPRR to Mills Road Drain to replace the existing deteriorating inadequate facility. Objective is to provide 100-year flood protection to adjacent residential properties.

SCHEDULED FUNDING

ESTIMATED COST PER FISCAL YEAR

	Prev Yrs	2009-2010	2010-2011	2011-2012	2012-2013	2013-2014
Preliminary Design					\$ 85,000	\$ 100,000
Environ. Processing/Permits					\$ 50,000	
Final Design						
Right-of-Way/Utility Relocations						\$ 25,000
Construction						
Mitigation						
Project Closeout						
FY TOTAL	\$ -	\$ -	\$ -	\$ -	\$ 135,000	\$ 125,000

Total Estimated Cost: \$ 3,600,000

ENVIRONMENTAL REQUIREMENTS

Cat. Ex. Neg. Dec. X EIR/EIS Date Completed Date Filed

REMARKS

Additional Annual Operations and Maintenance costs = \$0 Completion scheduled after 2015 , \$3.34M of expenditures subsequent to FY 2014.

**VENTURA COUNTY PUBLIC WORKS AGENCY
WATERSHED PROTECTION DISTRICT**

Project Name: Arundell Barranca - Ventura Harbor to Harbor Blvd.

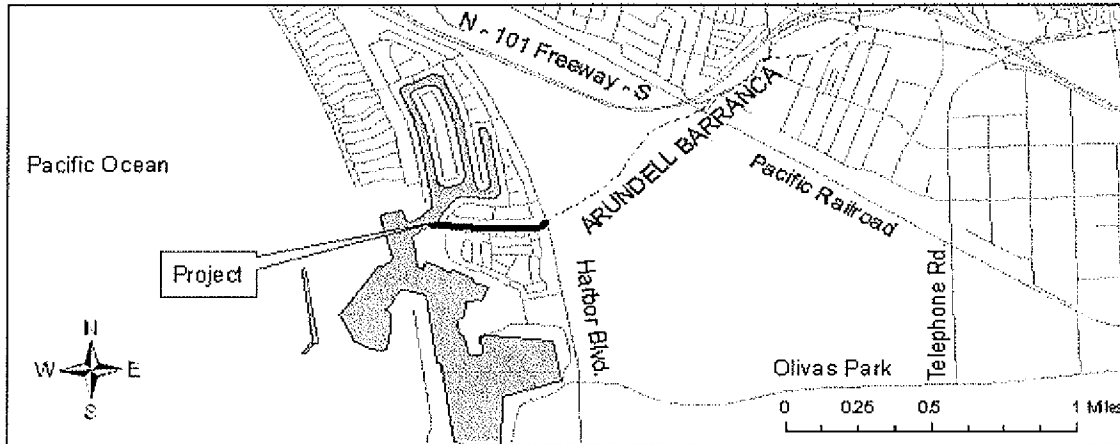
Project No.: 82406

Supervisory District: 1

District Zone: 2

Location: Ventura

LOCATION MAP



SCOPE OF WORK AND OBJECTIVE

Construct channel improvements from the Ventura Harbor to Harbor Boulevard to replace the existing deteriorating inadequate facility. Objective is to provide 100-year flood protection to adjacent residential properties.

SCHEDULED FUNDING

ESTIMATED COST PER FISCAL YEAR

	Prev Yrs	2009-2010	2010-2011	2011-2012	2012-2013	2013-2014
Preliminary Design	\$ 234,303	\$ 100,000				
Environ. Processing/Permits		\$ 200,000				
Final Design	\$ 1,488	\$ 150,000	\$ 50,000			
Right-of-Way/Utility Relocations		\$ 20,000				
Construction			\$ 6,000,000			
Mitigation	\$ 1,982			\$ 100,000		
Project Closeout	\$ 5,461			\$ 25,000		
FY TOTAL	\$ 243,234	\$ 470,000	\$ 6,050,000	\$ 125,000	\$ -	\$ -
Total Estimated Cost:	\$ 6,888,234					

ENVIRONMENTAL REQUIREMENTS

Cat. Ex. Neg. Dec. X EIR/EIS Date Completed Date Filed

REMARKS

Additional Annual Operations and Maintenance Costs = \$0

**VENTURA COUNTY PUBLIC WORKS AGENCY
WATERSHED PROTECTION DISTRICT**

Project Name: J Street Drain Facility Improvements

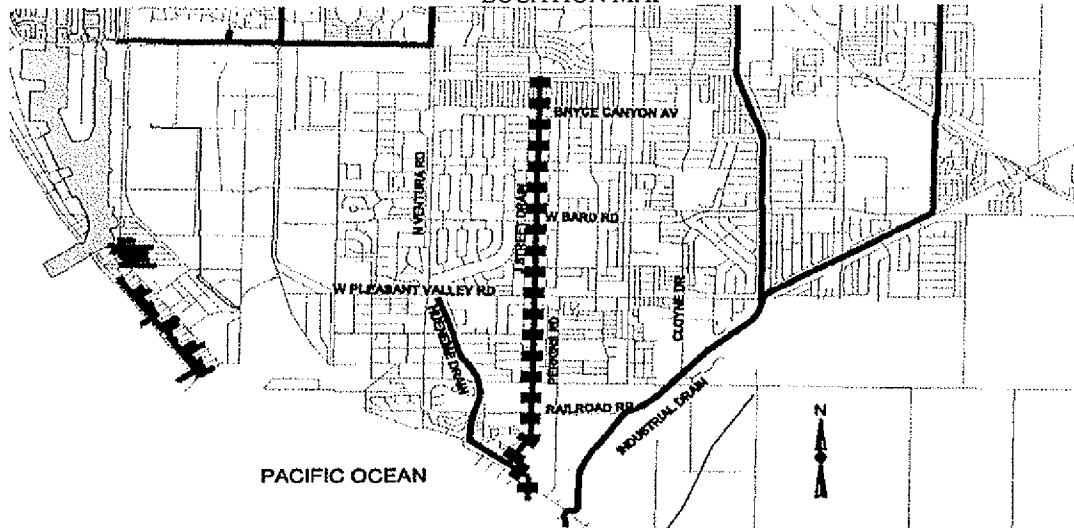
Project No.: 82322

Supervisory District: 3 & 5

District Zone: 2

Location: Oxnard

LOCATION MAP



SCOPE OF WORK AND OBJECTIVE

Construct drainage facility improvements to increase capacity of existing inadequate facility. Objective is to provide 100-year flood protection to adjacent residential properties.

SCHEDULED FUNDING

ESTIMATED COST PER FISCAL YEAR

	Prev Yrs	2009-2010	2010-2011	2011-2012	2012-2013	2013-2014
Preliminary Design	\$ 1,045,731					
Environ. Processing/Permits	\$ 23,398	\$ 50,000				
Final Design	\$ 25,097	\$ 850,000	\$ 600,000	\$ 600,000	\$ 600,000	
Right-of-Way/Utility Relocations	\$ 7,410	\$ 300,000	\$ 300,000			
Construction	\$ 8,181			\$ 6,000,000	\$ 6,000,000	\$ 6,000,000
Mitigation				\$ 500,000	\$ 100,000	\$ 100,000
Project Closeout	\$ 8,375					
FY TOTAL	\$ 1,118,192	\$ 1,200,000	\$ 900,000	\$ 7,100,000	\$ 6,700,000	\$ 6,100,000

Total Estimated Cost: 29,118,192

ENVIRONMENTAL REQUIREMENTS

Cat. Ex. Neg. Dec. EIR/EIS X Date Completed Date Filed

REMARKS

Additional Annual Operations and Maintenance Costs = \$0
Completion Scheduled for 2015. Remainder of expenditures subsequent to FY2014.

**VENTURA COUNTY PUBLIC WORKS AGENCY
WATERSHED PROTECTION DISTRICT**

Project Name: Oxnard Industrial Drain Channel Improvements

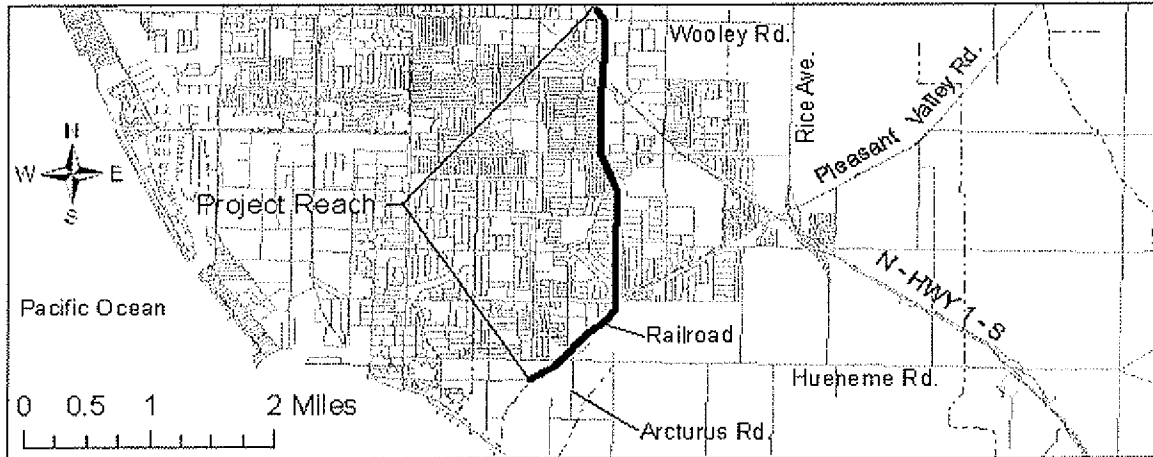
Project No.: 82305

Supervisory District: 1

District Zone: 2

Location: Oxnard

LOCATION MAP



SCOPE OF WORK AND OBJECTIVE

Construct drainage facility improvements to increase capacity of existing inadequate facility. Objective is to provide 100 year flood protection to adjacent residential properties.

SCHEDULED FUNDING

ESTIMATED COST PER FISCAL YEAR

	Prev Yrs	2009-2010	2010-2011	2011-2012	2012-2013	2013-2014
Preliminary Design	\$ 17,866					
Environ. Processing/Permits					\$ 300,000	\$ 400,000
Final Design					\$ 100,000	\$ 250,000
Right-of-Way/Utility Relocations						
Construction						
Mitigation						
Project Closeout	\$ 10,521					
FY TOTAL	\$ 28,387	\$ -	\$ -	\$ -	\$ 400,000	\$ 650,000

Total Estimated Cost: \$ 18,000,000

ENVIRONMENTAL REQUIREMENTS

Cat. Ex. Neg. Dec. X EIR/EIS Date Completed Date Filed

REMARKS

Additional Annual Operations and Maintenance Costs = \$0

Project completion scheduled for 2016, Remainder of expenditures subsequent to FY2014.

**VENTURA COUNTY PUBLIC WORKS AGENCY
WATERSHED PROTECTION DISTRICT**

Project Name: Piru Creek Bank Protection

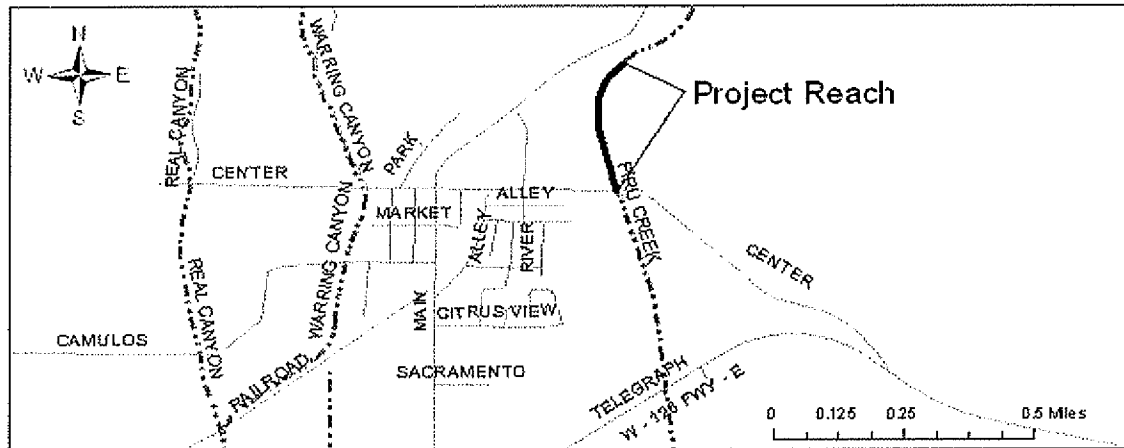
Project No.: 83281

Supervisory District: 3

District Zone: 2

Location: Piru

LOCATION MAP



SCOPE OF WORK AND OBJECTIVE

Provide bank protection to prevent bank erosion adjacent to existing residential properties.

SCHEDULED FUNDING

ESTIMATED COST PER FISCAL YEAR

	Prev Yrs	2009-2010	2010-2011	2011-2012	2012-2013	2013-2014
Preliminary Design						
Environ. Processing/Permits						
Final Design						
Right-of-Way/Utility Relocations						
Construction		\$ 70,000				
Mitigation						
Project Closeout		\$ 20,000				
FY TOTAL	\$ 1,575,200	\$ 90,000	\$ -	\$ -	\$ -	\$ -
Total Estimated Cost:	\$ 1,665,200					

ENVIRONMENTAL REQUIREMENTS

Cat. Ex. Neg. Dec. ☒ EIR/EIS Date Completed Date Filed

REMARKS

Additional Annual Operations and Maintenance Costs = \$25,000

Mitigation Maintenance and Monitoring Costs = \$50,000 (Funded over 5 years starting from const. completion).

VENTURA COUNTY PUBLIC WORKS AGENCY
WATERSHED PROTECTION DISTRICT

Project Name: Pole Creek Channel Improvements

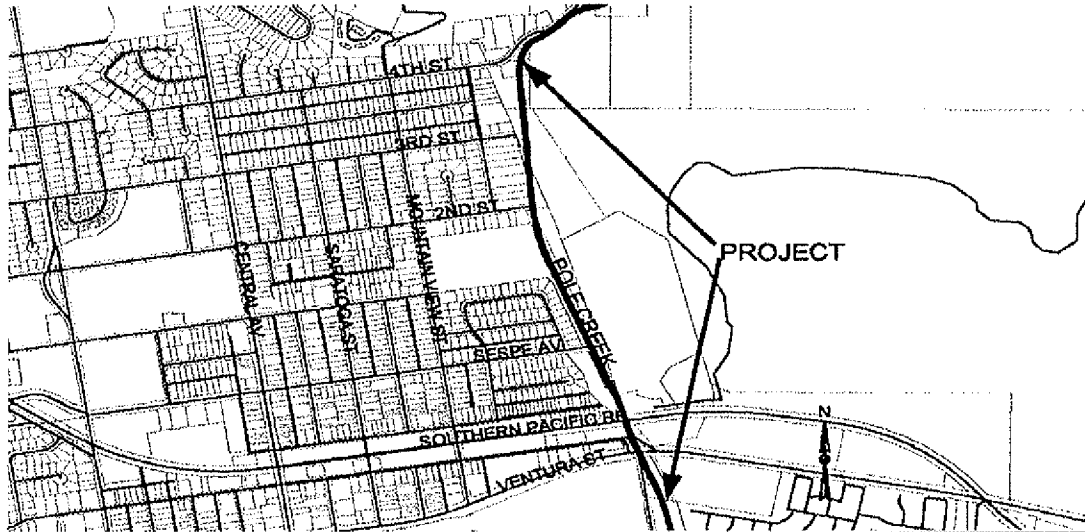
Project No.: 83203

Supervisory District: 3

District Zone: 2

Location: Fillmore

LOCATION MAP



SCOPE OF WORK AND OBJECTIVE

Construct channel improvements to restore the existing deteriorating inadequate facility. Objective is to provide 100-year flood protection to adjacent residential properties.

SCHEDULED FUNDING

ESTIMATED COST PER FISCAL YEAR

	Prev Yrs	2009-2010	2010-2011	2011-2012	2012-2013	2013-2014
Preliminary Design	\$ 716,229					
Environ. Processing/Permits	\$ 31,501	\$ 100,000				
Final Design	\$ 97,262	\$ 264,000				
Right-of-Way/Utility Relocations	\$ 13,356	\$ 263,000				
Construction	\$ 1,805,308	\$ 5,023,000	\$ 210,000			
Mitigation	\$ 6,862					
Project Closeout	\$ 5,218		\$ 40,000			
FY TOTAL	\$ 2,675,736	\$ 5,650,000	\$ 250,000	\$ -	\$ -	\$ -
Total Estimated Cost:	\$ 8,575,736					

ENVIRONMENTAL REQUIREMENTS

Cat. Ex. Neg. Dec. X EIR/EIS Date Completed Date Filed

REMARKS

Additional Annual Operations and Maintenance Costs = \$0

VENTURA COUNTY PUBLIC WORKS AGENCY
WATERSHED PROTECTION DISTRICT

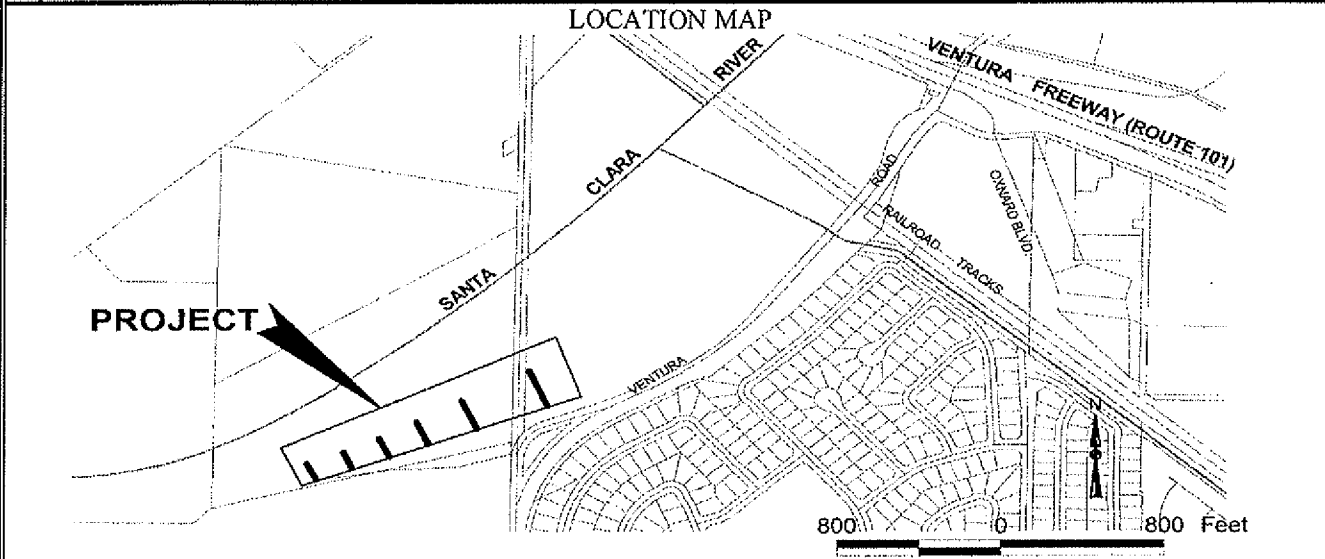
Project Name: Santa Clara River Bendway Weir Field

Project No.: 82030

Supervisory District: 5

District Zone: 2

Location: North Of Oxnard



SCOPE OF WORK AND OBJECTIVE

Reconstruct and upgrade four existing groins on the south bank of the Santa Clara River that have been damaged as a result of previous large storm flows. The objective is to protect adjacent properties from bank erosion.

SCHEDULED FUNDING

ESTIMATED COST PER FISCAL YEAR

	Prev Yrs	2009-2010	2010-2011	2011-2012	2012-2013	2013-2014
Preliminary Design	\$ 87,000					
Environ. Processing/Permits	\$ 77,000	\$ 87,000				
Final Design	\$ 264,000					
Right-of-Way/Utility Relocations	\$ 24,000	\$ 49,000				
Construction	\$ 11,000	\$ 6,363,000	\$ 176,000			
Mitigation	\$ 63,500		\$ 255,000			
Project Closeout			\$ 25,000			
FY TOTAL	\$ 526,500	\$ 6,499,000	\$ 456,000	\$ -	\$ -	\$ -
Total Estimated Cost:	\$ 7,481,500					

ENVIRONMENTAL REQUIREMENTS

Cat. Ex. Neg. Dec. X EIR/EIS Date Completed Date Filed

REMARKS

Additional Annual Operations and Maintenance Costs = \$0

Mitigation Maintenance and Monitoring Costs = \$120,000 (Funded over 5 yrs. starting from const. completion)

**VENTURA COUNTY PUBLIC WORKS AGENCY
WATERSHED PROTECTION DISTRICT**

Project Name: Santa Clara River Levee Improvements D/S of Hwy 101

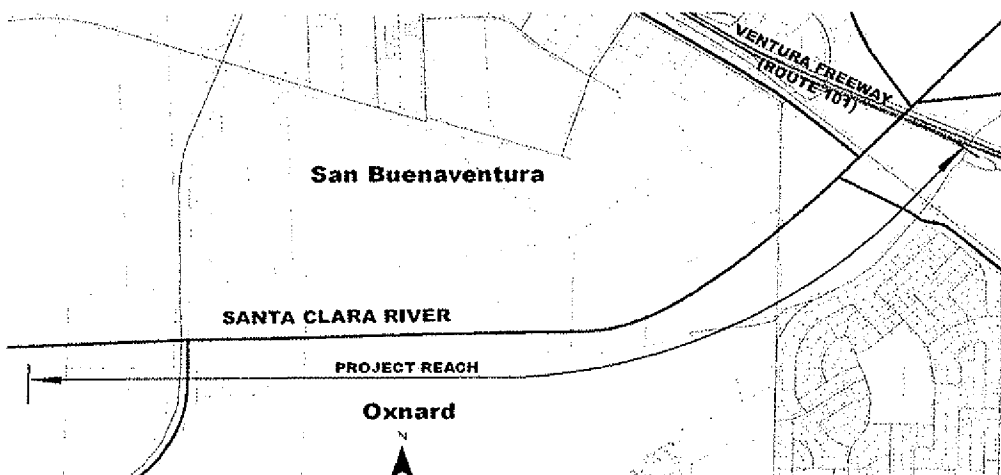
Project No.: NA

Supervisory District: 5

District Zone: 2

Location: North Of Oxnard

LOCATION MAP



SCOPE OF WORK AND OBJECTIVE

Design of new levee improvements on the south bank of the Santa Clara River from Hwy 101 to downstream of Victoria Avenue. The objective is to protect adjacent properties from the 100-year flood.

SCHEDULED FUNDING

ESTIMATED COST PER FISCAL YEAR

	Prev Yrs	2009-2010	2010-2011	2011-2012	2012-2013	2013-2014
Preliminary Design		\$ 500,000				
Environ. Processing/Permits						
Final Design		\$ 500,000				
Right-of-Way/Utility Relocations						
Construction						
Mitigation						
Project Closeout						
FY TOTAL	\$ -	\$ 1,000,000	\$ -	\$ -	\$ -	\$ -
Total Estimated Cost:	\$ 1,000,000					

ENVIRONMENTAL REQUIREMENTS

Cat. Ex. Neg. Dec. EIR/EIS ☒ Date Completed Date Filed

REMARKS

Identified funding is for design only. Funding sources have not been identified for construction of this project.

VENTURA COUNTY WATERSHED PROTECTION DISTRICT
PLANNED CAPITAL PROJECTS
FIVE-YEAR PLAN
2009

ZONE 3 FY 09/10

<u>Channel</u>	<u>Reach</u>	<u>Est. Cost</u>
Camarillo Hills Drain	Lantana St. to Carmen Dr.	\$1,765,000
Camarillo Hills Drain	Rosewood Ave. to Lantana St.	\$465,000
Ferro Ditch	At Los Angeles Ave.	\$2,350,000
North Simi Drain	Arroyo Simi to First St.	\$330,000
	<u>GRAND TOTAL</u>	<u>\$4,910,000</u>

VENTURA COUNTY WATERSHED PROTECTION DISTRICT
PLANNED CAPITAL PROJECTS
FIVE-YEAR PLAN
2009

ZONE 3 FY 10/11 TO 13/14

<u>Channel</u>	<u>Reach</u>	<u>Est. Cost</u>
Arroyo Simi Channel Improvement	Tierra Rejada to Spring Rd.	\$1,410,000
Calleguas Creek	Pleasant Valley Rd. to Hwy 101	\$6,000,000
Camarillo Hills Drain	Lantana St. to Carmen Dr.	\$2,350,000
Camarillo Hills Drain	Rosewood Ave. to Lantana St.	\$50,000
Ferro Ditch	At Los Angeles Ave.	\$100,000
Sycamore Canyon Debris/Detention Basin Retrofit	Madera Rd.	\$3,255,000
	<u>GRAND TOTAL</u>	<u>\$13,165,000</u>

**VENTURA COUNTY PUBLIC WORKS AGENCY
WATERSHED PROTECTION DISTRICT**

Project Name: Arroyo Simi Channel-Tierra Rejada to Spring Road

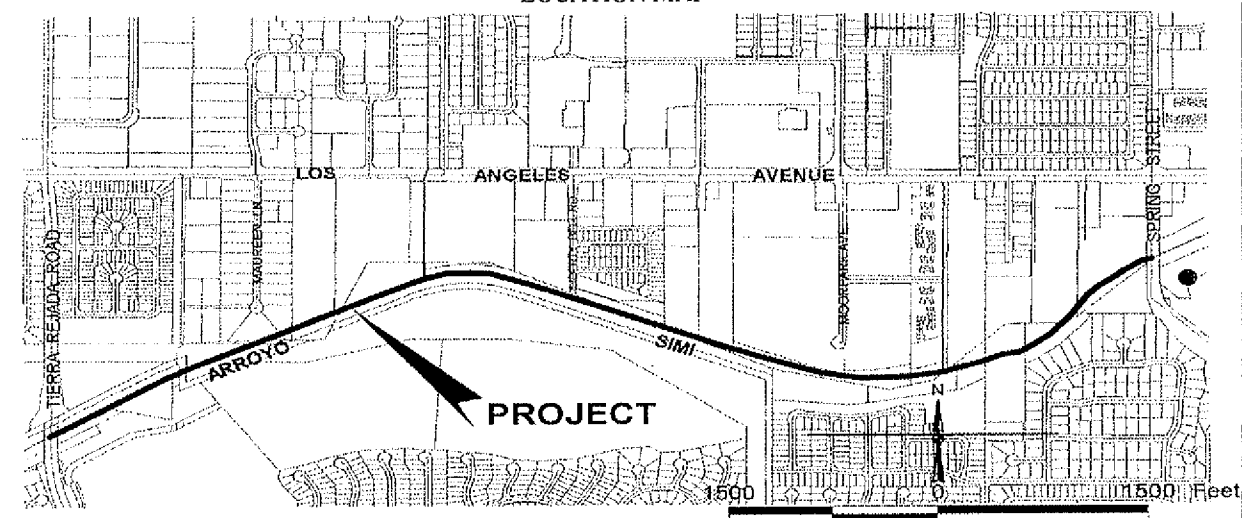
Project No.:87029

Supervisory District: 4

District Zone: 3

Location: Moorpark

LOCATION MAP



SCOPE OF WORK AND OBJECTIVE

Enlarge the existing trapezoidal channel from Tierra Rejada to Spring Road. Objective is to prevent flooding and provide 100-year flood for adjacent properties.

SCHEDULED FUNDING

ESTIMATED COST PER FISCAL YEAR

	Prev Yrs	2009-2010	2010-2011	2011-2012	2012-2013	2013-2014
Preliminary Design	\$ 156,500.00			\$150,000		
Environ. Processing/Permits				\$100,000	\$60,000	
Final Design				\$50,000	\$350,000	\$350,000
Right-of-Way/Utility Relocations				\$50,000	\$150,000	\$150,000
Construction						
Mitigation						
Project Closeout						
FY TOTAL	\$ 156,500	\$ -	\$ -	\$ 350,000	\$ 560,000	\$ 500,000
Total Estimated Cost:	\$ 18,000,000					

ENVIRONMENTAL REQUIREMENTS

Cat. Ex. _____ Neg. Dec. X EIR/EIS _____ Date Completed _____ Date Filed _____

REMARKS

Additional Annual Operations and Maintenance Costs = \$0
Schedule for completion of this project is unknown at this time.

**VENTURA COUNTY PUBLIC WORKS AGENCY
WATERSHED PROTECTION DISTRICT**

Project Name: Calleguas Creek - Pleasant Valley Rd. to Hwy 101

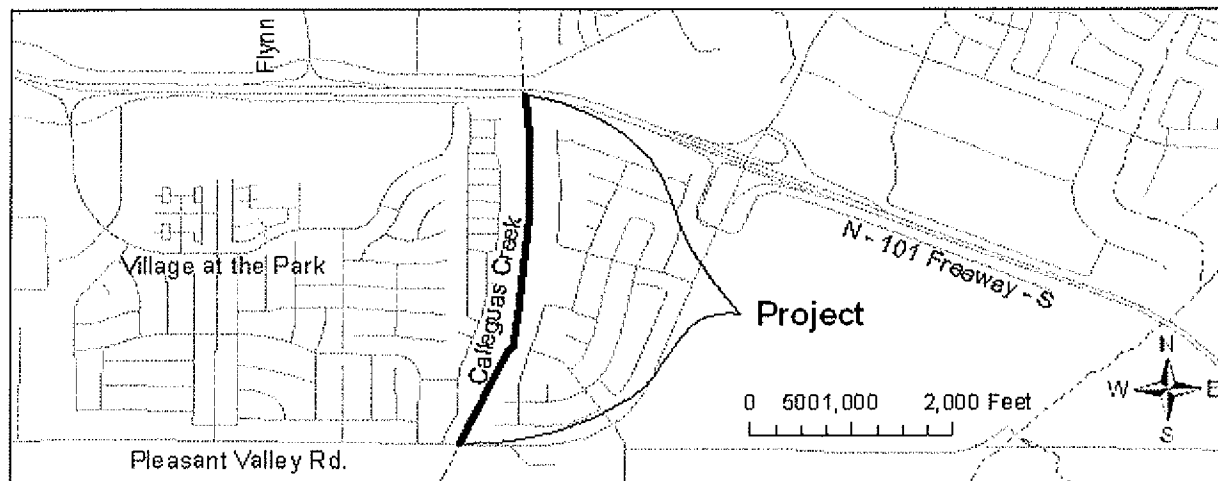
Project No.: NA

Supervisory District: 3

District Zone: 3

Location: Camarillo

LOCATION MAP



SCOPE OF WORK AND OBJECTIVE

Reconstruct channel to provide 100-year flood protection to adjacent properties.

SCHEDULED FUNDING

ESTIMATED COST PER FISCAL YEAR

	Prev Yrs	2009-2010	2010-2011	2011-2012	2012-2013	2013-2014
Preliminary Design						
Environ. Processing/Permits						
Final Design						
Right-of-Way/Utility Relocations						
Construction			\$2,000,000	\$2,000,000	\$2,000,000	
Mitigation						
Project Closeout						
FY TOTAL	\$ -	\$ -	\$ 2,000,000	\$ 2,000,000	\$ 2,000,000	\$ -
Total Estimated Cost:	\$ 6,000,000					

ENVIRONMENTAL REQUIREMENTS

Cat. Ex. _____ Neg. Dec. _____ EIR/EIS _____ Date Completed _____ Date Filed _____

REMARKS

Additional Annual Operations and Maintenance Costs = \$0

Project will be contracted by land developer under a proposed agreement. District will contribute the shown expenditure so the project will be constructed to eliminate flooding on both sides of channel, thereby eliminating an existing flood prone area.

**VENTURA COUNTY PUBLIC WORKS AGENCY
WATERSHED PROTECTION DISTRICT**

Project Name: Camarillo Hills Drain - Lantana St. to Carmen Dr.

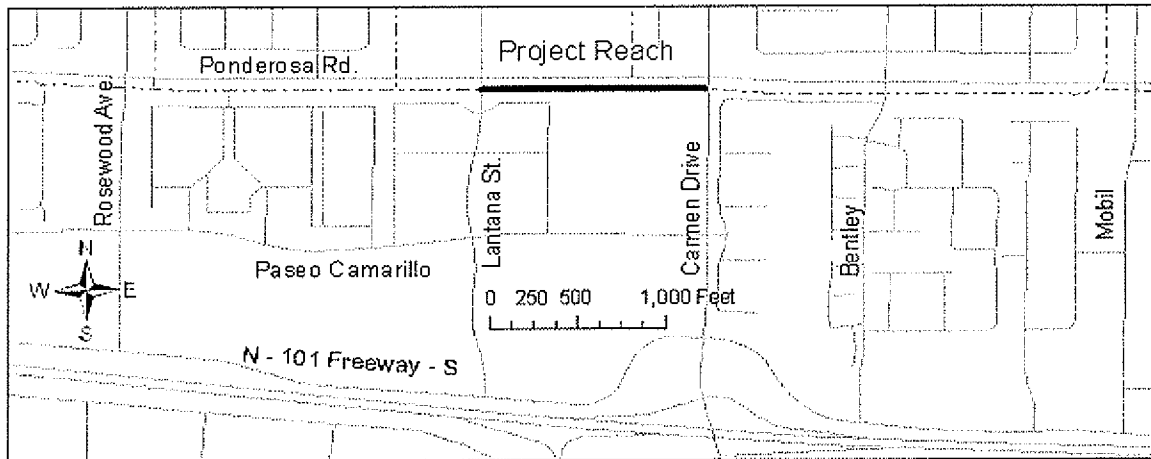
Project No.: 85145

Supervisory District: 3

District Zone: 3

Location: Camarillo

LOCATION MAP



SCOPE OF WORK AND OBJECTIVE

Replace the existing damaged inadequate trapezoidal channel and culvert from Lantana Street to upstream of Carmen Drive with new RC rectangular channel and box culvert. Objective is to prevent flooding and provide 100-year flood protection for adjacent h

SCHEDULED FUNDING

ESTIMATED COST PER FISCAL YEAR

	Prev Yrs	2009-2010	2010-2011	2011-2012	2012-2013	2013-2014
Preliminary Design	\$ 423,000					
Environ. Processing/Permits	\$ 13,000	\$5,000				
Final Design	\$ 78,000	\$260,000				
Right-of-Way/Utility Relocations	\$ 3,600					
Construction	\$ 5,600	\$1,500,000	\$2,300,000			
Mitigation	\$ -					
Project Closeout	\$ 2,800		\$50,000			
FY TOTAL	\$ 526,000	\$1,765,000	\$2,350,000	\$ -	\$ -	\$ -
Total Estimated Cost:	\$ 4,641,000					

ENVIRONMENTAL REQUIREMENTS

Cat. Ex. _____ Neg. Dec. ☒ EIR/EIS _____ Date Completed _____ Date Filed _____

REMARKS

Additional Annual Operations and Maintenance Costs = \$0

VENTURA COUNTY PUBLIC WORKS AGENCY
WATERSHED PROTECTION DISTRICT

Project Name: Camarillo Hills Drain - Rosewood Ave. to Lantana St.

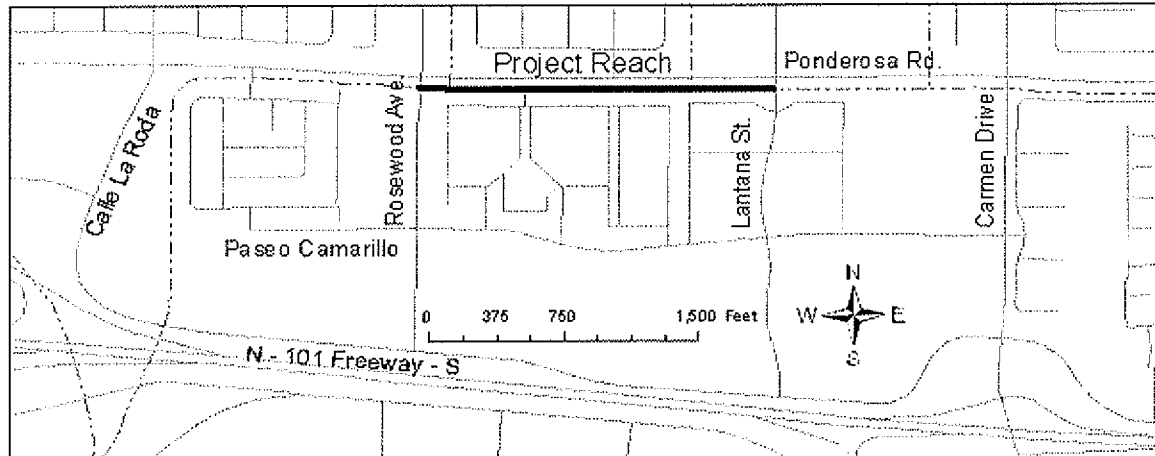
Project No.: 85142

Supervisory District: 3

District Zone: 3

Location: Camarillo

LOCATION MAP



SCOPE OF WORK AND OBJECTIVE

Replace the existing damaged inadequate trapezoidal channel and culvert from downstream of Rosewood Avenue to Lantana Street with new RC rectangular channel and box culvert. Objective is to prevent flooding and provide 100-year flood protection for adjacent

SCHEDULED FUNDING

ESTIMATED COST PER FISCAL YEAR

	Prev Yrs	2009-2010	2010-2011	2011-2012	2012-2013	2013-2014
Preliminary Design	\$ 256,000					
Environ. Processing/Permits	\$ 19,400	\$15,000				
Final Design	\$ 216,500					
Right-of-Way/Utility Relocations	\$ 5,300					
Construction	\$ 3,502,900	\$450,000				
Mitigation	\$ -					
Project Closeout	\$ 4,300		\$50,000			
FY TOTAL	\$ 4,004,400	\$ 465,000	\$ 50,000	\$ -	\$ -	\$ -
Total Estimated Cost:	\$ 4,519,400					

ENVIRONMENTAL REQUIREMENTS

Cat. Ex. _____ Neg. Dec. ☒ EIR/EIS _____ Date Completed _____ Date Filed _____

REMARKS

Additional Annual Operations and Maintenance Costs = \$0

VENTURA COUNTY PUBLIC WORKS AGENCY
WATERSHED PROTECTION DISTRICT

Project Name: Ferro Ditch Channel Improvements

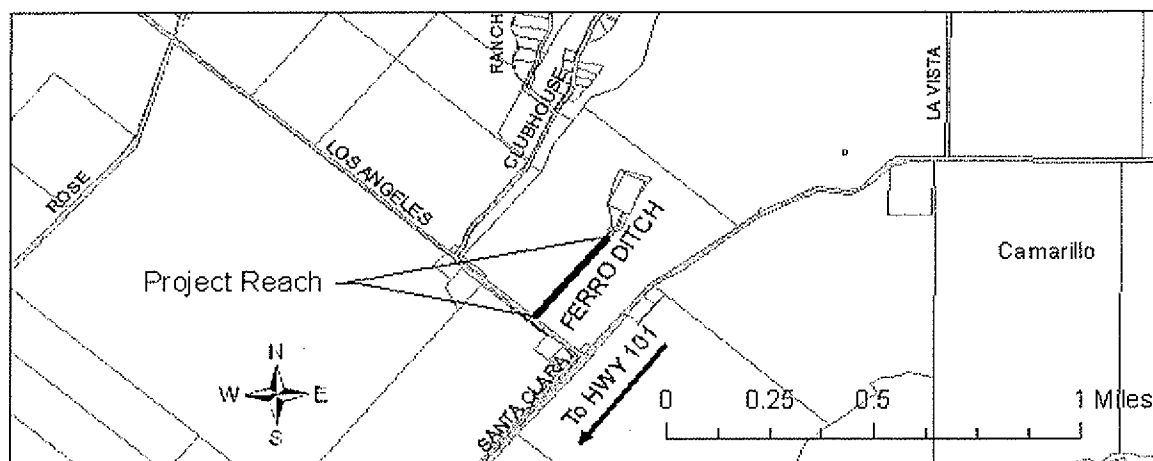
Project No.: 85301

Supervisory District: 3

District Zone: 3

Location: West of Camarillo

LOCATION MAP



SCOPE OF WORK AND OBJECTIVE

Reconstruct existing earthen and concreted rock channel with new channel. Project objective is to increase channel capacity and improve access roads to protect adjacent properties and improved dam safety for Ferro Debris Basin.

SCHEDULED FUNDING

ESTIMATED COST PER FISCAL YEAR

	Prev Yrs	2009-2010	2010-2011	2011-2012	2012-2013	2013-2014
Preliminary Design	\$ 50,000					
Environ. Processing/Permits		\$50,000				
Final Design		\$100,000				
Right-of-Way/Utility Relocations		\$100,000				
Construction		\$2,100,000				
Mitigation			\$75,000			
Project Closeout			\$25,000			
FY TOTAL	\$ 50,000	\$ 2,350,000	\$ 100,000	\$ -	\$ -	\$ -
Total Estimated Cost:	\$ 2,500,000					

ENVIRONMENTAL REQUIREMENTS

Cat. Ex. _____ Neg. Dec. X EIR/EIS _____ Date Completed _____ Date Filed _____

REMARKS

Additional Annual Operations and Maintenance Costs = \$0

NRCS will reimburse the \$2M for the construction contract. CA. DWR will the \$100k reimburse for ROW and utility relocations.

VENTURA COUNTY PUBLIC WORKS AGENCY
WATERSHED PROTECTION DISTRICT

Project Name: North Simi Drain - Channel Retrofit at Railroad Crossing

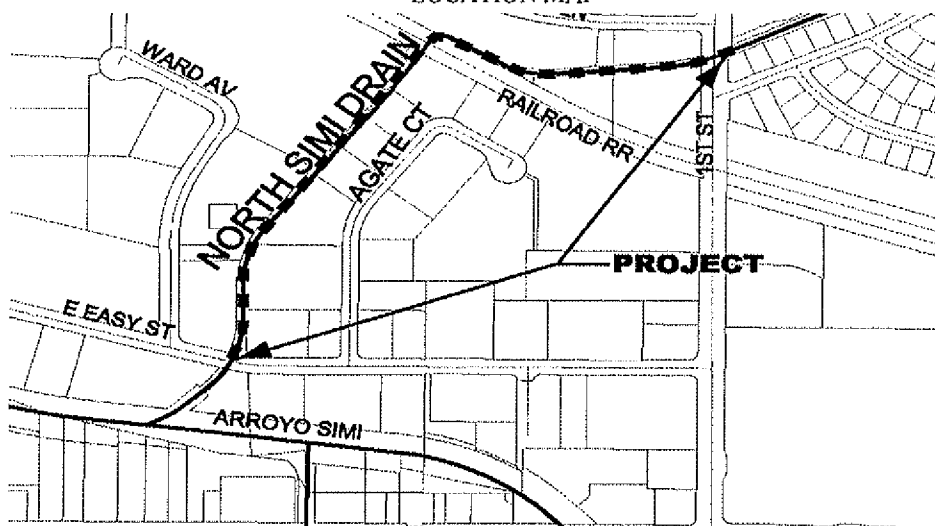
Project No.: 87341

Supervisory District: 4

District Zone: 3

Location: Simi Valley

LOCATION MAP



SCOPE OF WORK AND OBJECTIVE

Construct drainage facility improvements between 1st Street to Arroyo Simi to increase capacity of existing inadequate facility. Objective is to provide 100-year flood protection to adjacent properties.

SCHEDULED FUNDING

ESTIMATED COST PER FISCAL YEAR

	Prev Yrs	2009-2010	2010-2011	2011-2012	2012-2013	2013-2014
Preliminary Design	\$ 11,400					
Environ. Processing/Permits	\$ 22,000	\$ 15,000				
Final Design	\$ 318,000					
Right-of-Way/Utility Relocations	\$ 17,400	\$ 50,000				
Construction	\$ 741,000	\$ 240,000				
Mitigation	\$ 3,400					
Project Closeout	\$ -	\$ 25,000				
FY TOTAL	\$ 1,113,200	\$ 330,000	\$ -	\$ -	\$ -	\$ -
Total Estimated Cost:	\$ 1,443,200					

ENVIRONMENTAL REQUIREMENTS

Cat. Ex. _____ Neg. Dec. ☒ EIR/EIS _____ Date Completed _____ Date Filed _____

REMARKS

FEMA HMGP grant will pay for 75% of all project costs.

**VENTURA COUNTY PUBLIC WORKS AGENCY
WATERSHED PROTECTION DISTRICT**

Project Name: Sycamore Canyon Debris/Detention Basin Retrofit

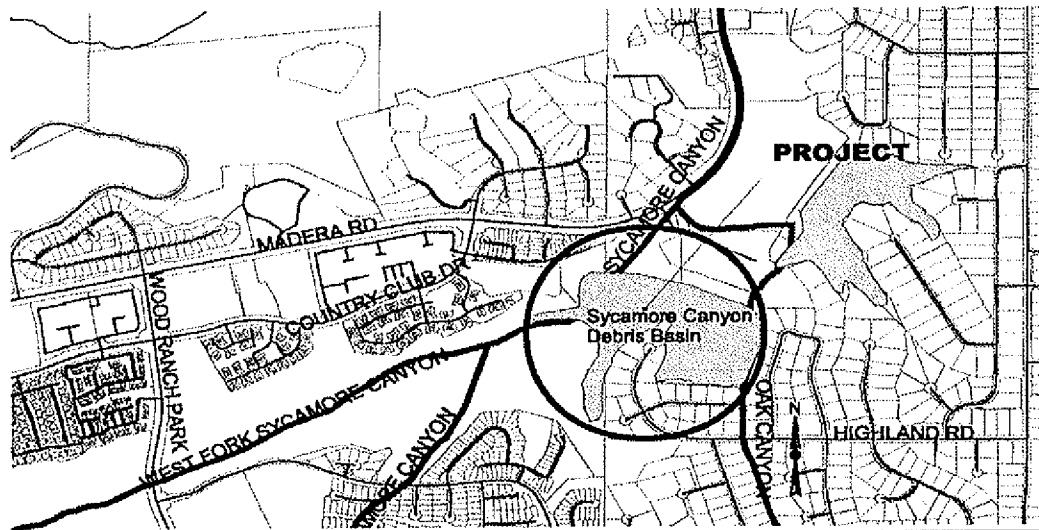
Project No.: NA

Supervisory District: 4

District Zone: 3

Location: Simi Valley

LOCATION MAP



SCOPE OF WORK AND OBJECTIVE

Modify existing dam and emergency spillway for dam capacity enhancement. Objective is to prevent overtopping and subsequent dam failure of inadequate basin.

SCHEDULED FUNDING

ESTIMATED COST PER FISCAL YEAR

	Prev Yrs	2009-2010	2010-2011	2011-2012	2012-2013	2013-2014
Preliminary Design				\$75,000		
Environ. Processing/Permits					\$150,000	
Final Design					\$200,000	
Right-of-Way/Utility Relocations						
Construction						\$2,500,000
Mitigation						\$300,000
Project Closeout						\$30,000
FY TOTAL	\$ -	\$ -	\$ -	\$ 75,000	\$ 350,000	\$ 2,830,000


Total Estimated Cost: \$ 3,255,000

ENVIRONMENTAL REQUIREMENTS

Cat. Ex. _____ Neg. Dec. ☒ EIR/EIS _____ Date Completed _____ Date Filed _____

REMARKS

COUNTY OF VENTURA
COUNTY EXECUTIVE OFFICE



FIVE-YEAR
CAPITAL IMPROVEMENT PROGRAM

**VENTURA COUNTY PUBLIC WORKS AGENCY
COUNTY EXECUTIVE OFFICE**

Project Name: Colston Building Renovation

Project No.:

Supr. District:

Unincorporated Area: N/A

City of:

LOCATION MAP

The facility is on Ventura County Medical Center Campus
3291 Loma Vista Road
Ventura, CA



SCOPE OF WORK AND OBJECTIVE

The renovation would provide 15,000 sq. ft. of clinical spaces to improve access to Orthopedic Services and Hospital Radiology Services; create a neuro services institute; and expand services.

SCHEDULED FUNDING (2009 \$s)

ESTIMATED COST PER FISCAL YEAR

	Prev Yrs	2009-10	2010-11	2011-12	2012-13	2013-14
Design		TBD	TBD	TBD	TBD	TBD
Right-of-Way		TBD	TBD	TBD	TBD	TBD
Con. Eng/Insp.		TBD	TBD	TBD	TBD	TBD
Construction		TBD	TBD	TBD	TBD	TBD
Misc.*	\$50,000*					
FY TOTAL		TBD	TBD	TBD	TBD	TBD

Total Estimated Cost: \$3,000,000

ENVIRONMENTAL REQUIREMENTS

Cat. Ex. _____ Neg. Dec. _____ EIR/EIS _____ Date Completed _____ Date Filed _____

REMARKS

*This amount represents schematic designs cost.

The project scope is under investigation. No funding sources have been identified at this time.

**VENTURA COUNTY PUBLIC WORKS AGENCY
COUNTY EXECUTIVE OFFICE**

Project Name: Santa Paula Hospital Seismic Retrofit

Project No.:

Supr. District: Unincorporated Area: N/A

City of:

LOCATION MAP



Santa Paula Hospital
825 N. 10th Street
Santa Paula, CA

SCOPE OF WORK AND OBJECTIVE

The project is required to be in compliance with the seismic building standards.

SCHEDULED FUNDING (2009 \$s)

ESTIMATED COST PER FISCAL YEAR

	Prev Yrs	2009-10	2010-11	2011-12	2012-13	2013-14
Design		TBD	TBD	TBD	TBD	TBD
Right-of-Way		TBD	TBD	TBD	TBD	TBD
Con. Eng/Insp.		TBD	TBD	TBD	TBD	TBD
Construction		TBD	TBD	TBD	TBD	TBD
Misc.*	\$5,000*					
FY TOTAL		TBD	TBD	TBD	TBD	TBD

Total Estimated Cost: **ESTIMATED COST IS UNKNOWN AT THIS TIME.**

ENVIRONMENTAL REQUIREMENTS

Cat. Ex. ____ Neg. Dec. ____ EIR/EIS ____ Date Completed ____ Date Filed ____.

REMARKS

* This amount represents HAZUS analysis cost.
The project scope is under investigation. No funding sources have been identified at this time.

**VENTURA COUNTY PUBLIC WORKS AGENCY
COUNTY EXECUTIVE OFFICE**

Project Name: Ventura County Medical Center Seismic Retrofit

Project No.:

Supr. District:

Unincorporated Area: N/A

City of:

LOCATION MAP



Ventura County Medical Center
3291 Loma Vista Road
Ventura, CA

SCOPE OF WORK AND OBJECTIVE

The project is required to be in compliance with the seismic building standards.

SCHEDULED FUNDING (2009 \$s)

ESTIMATED COST PER FISCAL YEAR

	Prev Yrs	2009-10	2010-11	2011-12	2012-13	2013-14
Design		TBD	TBD	TBD	TBD	TBD
Right-of-Way		TBD	TBD	TBD	TBD	TBD
Con. Eng/Insp.		TBD	TBD	TBD	TBD	TBD
Construction		TBD	TBD	TBD	TBD	TBD
Misc.*	\$6,500*	TBD	TBD	TBD	TBD	TBD
FY TOTAL		TBD	TBD	TBD	TBD	TBD

Total Estimated Cost: ESTIMATED COST IS UNKNOWN AT THIS TIME.

ENVIRONMENTAL REQUIREMENTS

Cat. Ex. _____ Neg. Dec. _____ EIR/EIS _____ Date Completed _____ Date Filed _____.

REMARKS

*The total projected cost of the HAZUS analysis is \$21,500. In FY 2008-09, \$6,500 will be expended.
The project scope is under investigation. No funding sources have been identified at this time.

**VENTURA COUNTY PUBLIC WORKS AGENCY
COUNTY EXECUTIVE OFFICE**

Project Name: Todd Road Jail Expansion-OPTION 2

Project No.:

Supr. District:

Unincorporated Area: N/A

City of:

LOCATION MAP

600 South Todd Road
Santa Paul, CA



SCOPE OF WORK AND OBJECTIVE

The expansion would potential add 656 rated beds with total build-out at 413,900 sq. ft. (OPTION 2).

SCHEDULED FUNDING (2009 \$s)

ESTIMATED COST PER FISCAL YEAR

	Prev Yrs	2009-10	2010-11	2011-12	2012-13	2013-14
Design		TBD	TBD	TBD	TBD	TBD
Right-of-Way		TBD	TBD	TBD	TBD	TBD
Con. Eng/Insp.		TBD	TBD	TBD	TBD	TBD
Construction		TBD	TBD	TBD	TBD	TBD
Misc.*	\$300,000*					
FY TOTAL		TBD	TBD	TBD	TBD	TBD

Total Estimated Cost: \$132.5 Million. This estimation includes construction, design, and debt service cost of issuance. The annual operating cost is estimated at \$37.8 million.

ENVIRONMENTAL REQUIREMENTS

Cat. Ex. _____ Neg. Dec. _____ EIR/EIS _____ Date Completed _____ Date Filed _____.

REMARKS

* This amount represents a needs assessment cost.

No funding sources have been identified at this time.

**VENTURA COUNTY PUBLIC WORKS AGENCY
COUNTY EXECUTIVE OFFICE**

Project Name: Work Furlough Housing Facility Remodel/Upgrade Project No.:

Supr. District: Unincorporated Area: N/A City of:

LOCATION MAP

500 Eubanks
Camarillo, California



SCOPE OF WORK AND OBJECTIVE

Upgrade the existing 23,000 sq.ft. housing facility to meet current standards in energy efficiency, maintenance reduction, and ADA compliance while greatly improving living and working conditions.

SCHEDULED FUNDING (2009 \$s)

ESTIMATED COST PER FISCAL YEAR

	Prev Yrs	2009-10	2010-11	2011-12	2012-13	2013-14
Design		TBD	TBD	TBD	TBD	TBD
Right-of-Way		TBD	TBD	TBD	TBD	TBD
Con. Eng/Insp.		TBD	TBD	TBD	TBD	TBD
Construction		TBD	TBD	TBD	TBD	TBD
Misc.*	\$45,100*					
FY TOTAL		TBD	TBD	TBD	TBD	TBD

Total Estimated Cost: \$ 4,012,595

ENVIRONMENTAL REQUIREMENTS

Cat. Ex. ____ Neg. Dec. ____ EIR/EIS ____ Date Completed ____ Date Filed ____

REMARKS

*This amount represents needs assessment and preliminary schematic designs cost.

The project cost is estimated at approximately \$4,012,595 million based upon the April 8, 2008 C. P. O'Halloran Associates "Preliminary Design Cost Estimate". At this time, no funding sources have been identified for this project.

**VENTURA COUNTY PUBLIC WORKS AGENCY
COUNTY EXECUTIVE OFFICE**

Project Name: Juvenile Justice Center Green Office Complex
No.:

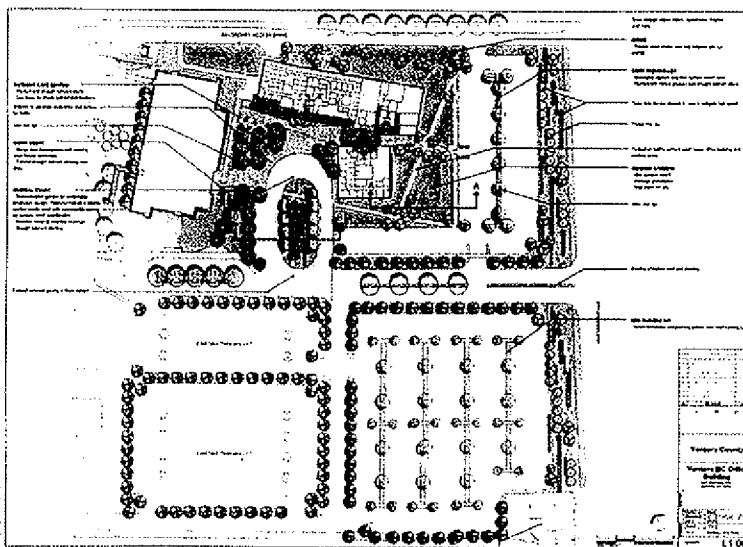
Project

Supr. District:
LOCATION MAP

Unincorporated Area: N/A

City of:

4333 Vineyard Avenue
Oxnard, California



SCOPE OF WORK AND OBJECTIVE

The project will co-locate service delivery for county functions related to the juvenile courts.

SCHEDULED FUNDING (2009 \$s)

ESTIMATED COST PER FISCAL YEAR

	Prev Yrs	2009-10	2010-11	2011-12	2012-13	2013-14
Design	\$2,130,450	TBD	TBD	TBD	TBD	TBD
Right-of-Way		TBD	TBD	TBD	TBD	TBD
Con. Eng/Insp.		TBD	TBD	TBD	TBD	TBD
Construction		TBD	TBD	TBD	TBD	TBD
Misc.*						
FY TOTAL		TBD	TBD	TBD	TBD	TBD

Total Estimated Cost: \$31.5 Million

ENVIRONMENTAL REQUIREMENTS

Cat. Ex. _____ Neg. Dec. _____ EIR/EIS _____ Date Completed _____ Date Filed _____

REMARKS

At this time, construction funding sources have not been identified.